

**माझगांव डॉक शिपबिल्डर्स लिमिटेड / MAZAGON DOCK SHIPBUILDERS LIMITED**

(भारत सरकार का उपक्रम), डॉक यार्ड रोड, माझगांव, मुंबई - 400 010

(A Govt. Of India Undertaking), Dock Yard Road, Mazagaon, Mumbai 400 010

विज्ञापन/एम.डी.एल.-ए.टी.एस.01/2019 – ग्रेजुएट / डिप्लोमा प्रशिक्षुओं का चयन प्रशिक्षु अधिनियम (संशोधित) 1973 के अंतर्गत

ADVT/MDLATS/01/2019 -- NOTIFICATION FOR ENGAGEMENT OF GRADUATE / DIPLOMA APPRENTICES UNDER APPRENTICESHIP ACT (AMENDMENT) ACT 1973

Mazagon Dock Ship Builders Limited (MDL), a listed premier Mini Ratna Company of Ministry of Defence, Dept. of Defence Production & one of the leading shipyard in India, invites Online Application from eligible Graduate / Diploma holders for undergoing One Year Apprenticeship training under the Apprenticeship (Amendment) Act 1973. This training will be governed by Board of Apprenticeship Training, Western Region (BOAT-WR).

I. ग्रेजुएट प्रशिक्षु एवं डिप्लोमा प्रशिक्षु / Graduate Apprentices & Diploma Apprentices:

क्र. सं. / S. No.	विषय क्षेत्र / Subject Field	सीट / Seat		प्रतिमाह स्टाईपेंड/ Stipend per month
		ग्रेजुएट प्रशिक्षु / Graduate Apprentices	डिप्लोमा प्रशिक्षु / Diploma Apprentices	
1	Chemical Engg.	01	00	Rs. 4984 /- for Graduate & Rs. 3542 /- for Diploma
2	Computer Engg.	02	00	
3	Civil Engg.	03	00	
4	Electrical Engg.	15	02	
5	Electronics & Telecomm.	05	00	
5	Mechanical Engg.	42	05	
7	Production Engg.	05	00	
Total		73	07	

II. न्यूनतम शैक्षणिक योग्यता / Minimum Educational Qualification:**(A): ग्रेजुएट प्रशिक्षु / Graduate Apprentices:**

- A Degree in Engineering or Technology granted by a Statutory University in relevant discipline.
- A Degree in Engineering or Technology granted by an Institution empowered to grant such degree by an Act of Parliament in relevant discipline.
- Graduate examination of Professional bodies recognized by the State Government or Central Government as equivalent to above.

(B): डिप्लोमा प्रशिक्षु / Diploma Apprentices:

- A Diploma in Engineering or technology granted by a State Council or Board of Technical Education established by a State Government in relevant discipline.
- A Diploma in Engineering or Technology granted by University in relevant discipline
- A Diploma in Engineering or Technology granted by an institution recognized by State Government or Central Government as equivalent to above.

(C): Those candidates having qualifications equivalent to any of the prescribed qualifications should submit Equivalency Certificate issued by the competent authority and without such certificate, their candidature will not be considered.

III. **आयु एवं राष्ट्रियता / AGE & NATIONALITY :** Age limit will be followed as per Apprenticeship Rules & "ONLY INDIAN NATIONALS NEED APPLY"

IV. **रिक्तियों का आरक्षण / RESERVATION OF VACANCIES:** Government of India Directives on reservation applicable for Scheduled Cast (SC) / Scheduled Tribe (ST) / Other Backward Class (OBC) / Persons with Disabilities (PwD) will be strictly followed.

- V. **न्यूनतम शारीरिक मापदंड / MINIMUM PHYSICAL STANDARDS:** As prescribed in Clause 4 of the Apprenticeship Rule 1992, and amendments thereof if any.
- VI. **प्रशिक्षण अवधि / DURATION OF TRAINING:** The duration of Apprenticeship training will be for a period of one year as per Apprenticeship (Amendment) Act 1973.
- VII. **पूर्व प्रशिक्षण एवं अनुभव / PREVIOUS TRAINING & EXPERIENCE:** Candidates who have already undergone or are currently undergoing apprenticeship under Apprenticeship (Amendment) Act 1973 in any Government or Public Sector or Private industrial organization are not eligible to apply. Candidate should not have undergone Apprenticeship Training elsewhere. Candidate should not have work experience of one year or more. Candidate should not have completed three years after passing of the qualifying examination.
- VIII. **चयन प्रक्रिया / SELECTION OF PROCEDURE:** Shortlisting of candidates will be done based on the percentage of marks obtained in the basic prescribed qualification as applicable to the respective disciplines.
- IX. **यात्रा व्यय / TRAVEL EXPENSES:** No travel expenses are admissible during apprenticeship training period & while reporting for document verification etc., if called.
- X. **बोर्डिंग / लॉज / BOARDING / LODGING:** Boarding or lodging will not be provided by MDL during the apprenticeship training period.
- XI. **पंजीकरण एवं आवेदन जमा करना / REGISTRATION AND SUBMISSION OF APPLICATIONS:**
a). Candidates are first required to register in the web portal of NATS (National Apprenticeship Training Scheme) using the link given below for enrollment / registration as apprentices.
<https://portal.mhrdnats.gov.i/boat/commonRedirect/registermenunew/registermenunew.action>
Procedure for student enrollment as Apprentice in NATS Portal may be seen at Annexure-I given along with this advertisement.
b). After completing enrollment / registration as Apprentices, the candidates have to apply to the respective discipline through the NATS portal against seats notified by MDL (**ID No./Registration Number of Mazagon Dock Shipbuilders Limited in NATS Portal is WMHMCS000044**). Procedure to apply for Apprenticeship training in MDL may be seen at Annexure-II given along with this advertisement.
c). In case of any issues / queries related to NATS portal, you may please contact Board of Apprenticeship Training (BOAT) (Western Region), Mumbai, as the NATS portal is instituted by BOAT.
- XII. **आवेदन शुल्क / APPLICATION FEE:** NO Application Fees.
- XIII. Upon completion of the Apprenticeship period, MDL shall have no obligation to offer employment to such apprentices nor can an apprentice claim right for employment on the grounds of completion of Apprenticeship
- XIV. **महत्वपूर्ण तिथियाँ / IMPORTANT DATES:**
Commencement of Online Application : **01.02.2019**
Last Date of Online Application : **10.02.2019**
- XV. INCOMPLETE/ERRONEOUS ONLINE APPLICATION AND LATE APPLICATION RECEIVED AFTER DUE DATE WILL BE REJECTED. No further communication in this regard will be entertained. CANVASSING IN ANY FORM WILL BE A DISQUALIFICATION

FOR ANY CLARIFICATION CANDIDATES MAY CONTACT VIA E-MAIL ID: mdlats@mazdock.com

**DGM (ATS/MET)
Officer-in-Charge**

PROCEDURE FOR ENROLLMENT IN

NATS (NATIONAL APPRENTICESHIP TRAINING SCHEME) PORTAL

Points to Note:

A candidate should possess any of the following qualifications to enroll himself as an apprentice:

- Graduation
- Diploma

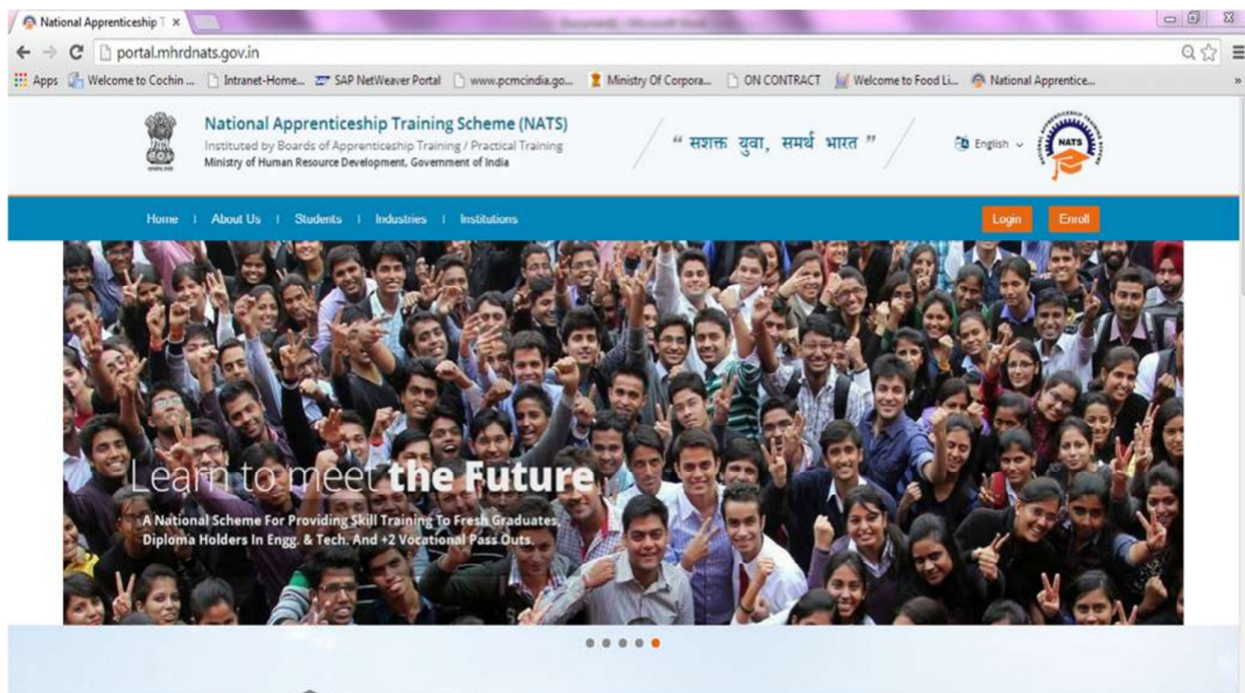
Checklist for Enrollment

Candidates should have the following details ready to complete the enrollment process:

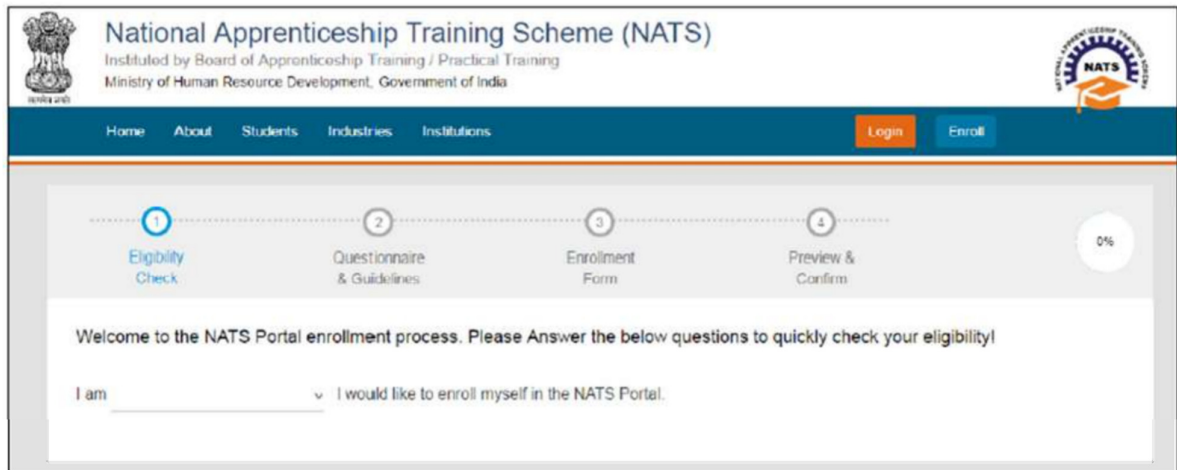
- a) University Reg No./Roll No./Enroll No.
- b) Final Degree/Diploma Certificate/Consolidated Mark sheet (Scanned copy for uploading: Format: PDF, Size: Less than 1 MB)
- c) Name of College/University
- d) Percentage of marks or CGPA
- e) Branch of study
- f) Month and year of Passing
- g) Aadhar Card Number
- h) Bank details
- i) Valid personal E-mail ID & Mobile No. (Will be required to send/verify OTP)
- j) Passport size photograph (Scanned copy for uploading: Format: JPEG, Size: Less than 1 MB)

Steps for Enrollment:

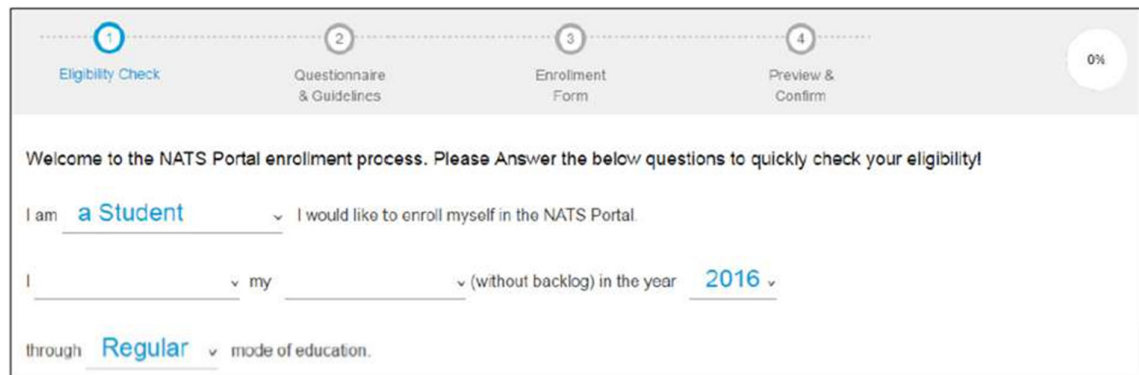
1. Log onto website portal.mhrdnats.gov.in and Click on “Enroll” tab



- The page appears with **Eligibility Check (1), Questionnaire & Guidelines (2), Enrollment Form (3)** and **Preview & Confirm (4)** sections as shown below.



- In the **Eligibility Check (1)** section, select “**Student**” from the drop-down list. Then other student related questions appear. Answer the questions related to eligibility check for the NATS programme.



- If you are eligible for the programme, the **Congrats! You are eligible to enroll now** message appears and the Let’s get Started area is displayed.
 - If you are not eligible for the programme, the **Sorry! You are not eligible to enroll this apprentice Program** message appears.
- Ensure that you have the mandatory documents** and click **I’ve above data**. The Let’s Get Started area is displayed.
 - In the **Mobile Number** text box, type your mobile number, and then click **Send OTP**. The One Time Password is sent to the mobile number.
 - In the **One Time Password** text box, type the password received on your mobile number, and then click **Continue**. The mobile number is verified and student related fields appear.

*Ps: The One Time Password cannot be used after 2 minutes. To resend the OTP, click **Regenerate OTP***

7. Type your name and primary email ID in the **Name of the Student** and **Primary Email ID** fields, respectively, and type a password in the **Setup a Password** and **Confirm Password** fields

In case you are unable to complete the process of enrolment, you can log in by using the Email ID and password to complete the process of enrollment later.

To view the password as you type, click Show Password, and to hide the password, click Hide Password.

8. Click **Save and continue**. The **Questionnaire & Guidelines (2)** section appears.
9. Read the guidelines, required enrolment documents and the terms and conditions, and then select the **By clicking this box I agree to the above Terms and Conditions** check box.
10. Click Agree and continue. The **Enrollment Form** section appears with Personal Information, Education Details and Training Preferences tabs.
11. On the Personal Information tab, type or select the required details.

The screenshot displays the 'Enrollment Form' interface. At the top, there is a progress bar with four steps: 1. Eligibility Check (25% complete), 2. Questionnaire & Guidelines (0% complete), 3. Enrollment Form (10% complete), and 4. Preview & Confirm (0% complete). Below the progress bar, there are three tabs: 'Personal Information' (47% complete), 'Educational Details' (0% complete), and 'Training Preferences' (10% complete). The 'Basic Information' section is active and contains the following fields:

- Name of the Student:** NITHIN P P
- Father's Name:** (empty)
- Mother's Name:** (empty)
- Date of Birth:** dd/mm/yyyy
- Aadhar card Number:** (empty)
- Gender:** Male Female Others
- Upload Document (Govt. ID Card):** Not Available (with an Upload button)
- Community:** -Select an option-
- Minority Community:** Yes No
- Person with Disability:** Yes No

Below the 'Basic Information' section, the 'Communication Information' section is visible, starting with the 'Permanent Address' field.

12. Click **Save and continue**. The Educational Details tab appears.

The screenshot shows a registration form with four steps: 1. Eligibility Check, 2. Questionnaire & Guidelines, 3. Enrollment Form, and 4. Preview & Confirm. A progress indicator shows 50% completion. The 'Educational Details' tab is active, showing two identical sections for 'Graduate' information. Each section includes radio buttons for 'Graduation after (10 + 2)' and 'Graduation after Diploma'. Below these are dropdown menus for 'State in which the University belongs', 'Name of the University', and 'University Regn.No/Roll No/Enrol No'. The second section also includes dropdowns for 'State to which College belongs', 'City/District in which College belongs', and 'Name of the College'. At the bottom, there are dropdowns for 'Branch of Engineering', 'Year of Passing' (with '2016' selected), and 'Month of Passing'. There are also fields for 'Percentage of Marks/CGPA' and 'Class Obtained'.

13. On the **Educational Details** tab, type or select the required details. **Upload qualifying degree/diploma/provisional certificate.**

14. Click **Save and continue**. The Training Preferences tab appears. On the **Training Preferences** tab, type or select the required details.

The screenshot shows the same registration form with the progress indicator at 75%. The 'Training Preferences' tab is active. The section is titled 'Preference of Training' and is divided into two columns: 'Choice of Establishments' and 'Field & Area of Interest'. Both columns contain a list of checkboxes for selection. The 'Choice of Establishments' list includes Manufacturing, Construction, Automobile, Communication, Project Execution, Transportation, and Research & Development. The 'Field & Area of Interest' list includes Processing(Oil Refinery), IT (Hardware), IT (Software), Services(Hospital & Health Care), Services(Education), Services(Hotel Industry), and Services(Engineering).

15. Read the Declaration given at the bottom of the page, and then select the **By clicking this box I agree to the above Terms and Conditions** check box.

Declaration

I Name of the student son of Mother Name mobile number (validated through OTP) hereby declare that the above statements are true and correct to the best of my Knowledge. I also declare that I am an Indian Citizen, and will sincerely abide by the rules and regulations of the Apprentices Act monitored by BOATs / BOPT.

*By clicking this box I agree to the above Terms and Conditions

Save & Preview

16. Click **Save and Preview**. The **Preview & Confirm** section appears.

17. Check all the entered details and click **Submit**. The enrollment is completed and the Enrollment Successful page appears with your **Email ID**, **User ID** and **Password** details.

1 Eligibility Check 2 Questionnaire & Guidelines 3 Enrollment Form 4 Preview & Confirm 100%

Student Enrollment has been created successfully

Dear Student,

Please find details of your enrollment and login below. We note that you can log into the portal using email ID and Password

Email ID: **xxxxxx@xxxxxx.com**

User ID: **XXXXXXXXXXXX**

Password: **XXXXXXXXXX**

Print Close & Continue

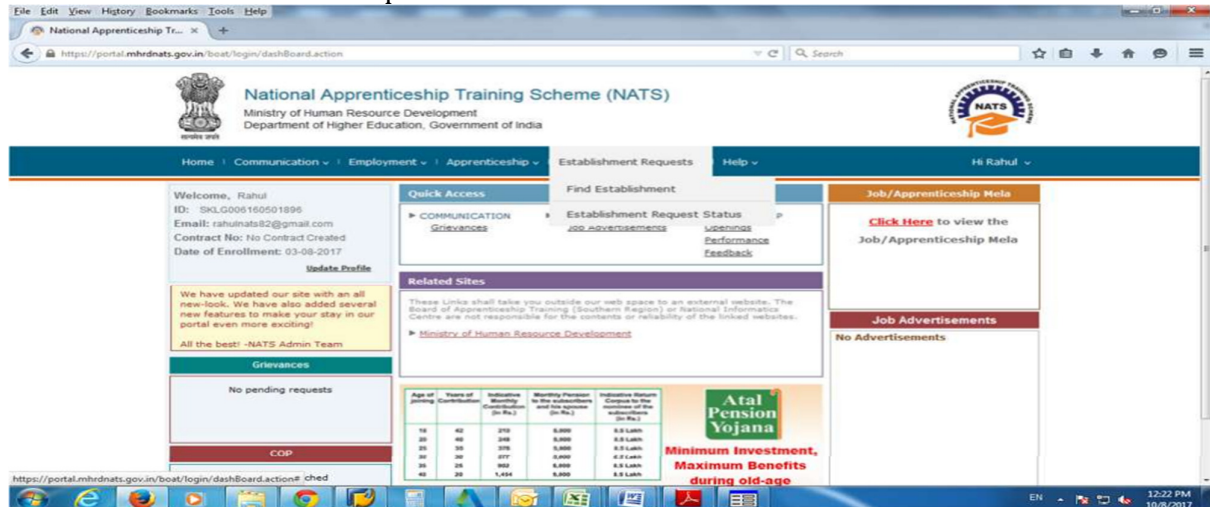
An email has been sent to your ID with login credentials along with your enrollment details. Please check spam folder if you are unable to find it in your inbox.

18. To print the enrollment details, click **Print**.

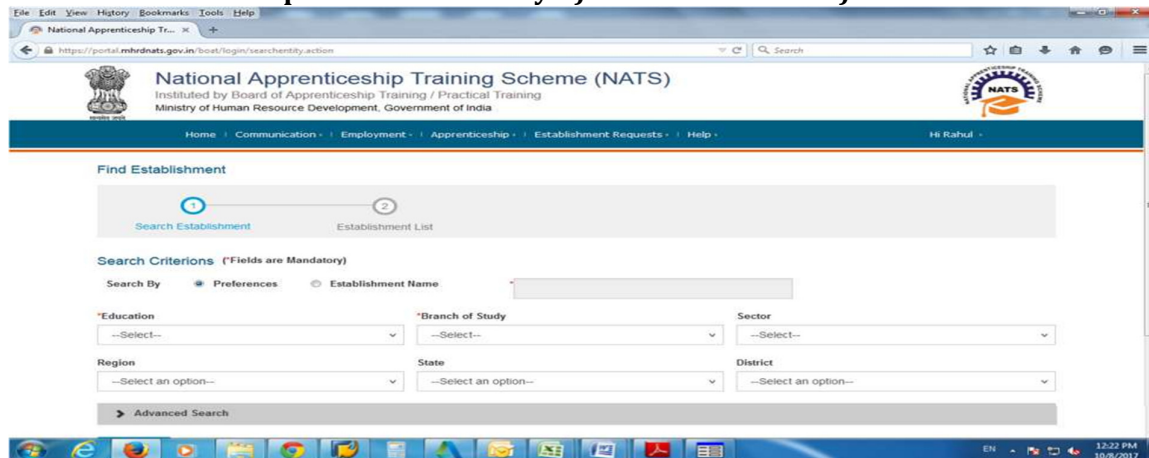
19. Click **Close & Continue**. The Login page appears as given below. *Candidates can log on the NATS Portal with the enrollment details shown in the print out*

PROCEDURE TO APPLY FOR APPRENTICESHIP TRAINING IN MAZAGON DOCK SHIPBUILDERS LTD

1. Log onto NATS Portal using your User ID/E-mail ID and password obtained after enrollment.
2. In the home page Click On “Establishment Requests” Tab And Select Option “Find Establishment” from Drop Down Menu.



3. Once you click on “Find Establishment”, below page appears with two “Search Criteria”. i.e. Options to Search by 1) Preferences and 2) Establishment Name



4. Among the Search criterion options select Establishment Name, type MAZAGON DOCK SHIPBUILDERS LIMITED and click on option “Search”.

5. Once you click on “Search” below page appears listing current openings in MAZAGON DOCK SHIPBUILDERS LIMITED. Click on Establishment name “MAZAGON DOCK SHIPBUILDERS LIMITED” (First column) and Select “Apply” button given at the bottom of the page.

6. Once you click on “Apply” button a message appears as given below “Successfully applied for the training position. Based on availability, you will be contacted by the Establishment”.

For detailed information, visit link shown below:

http://mhrdnats.gov.in/sites/default/files/NATS_User_Manual_Student_Enrol.pdf

FOR ANY QUERIES, CANDIDATES MAY CONTACT VI E-MAIL ID: mdlats@mazdock.com