

INFORMATION BULLETIN

CTET- JULY 2020



Date for Submission of

On-line Application: 24-01-2020 to 24-02-2020

Last date for submission of on-line Application: 24-02-2020

Last date for submission of fee: 27-02-2020 (Before 15:30 Hrs.)

Date of Examination: 5th July, 2020 (Sunday)



CONDUCTED BY
CENTRAL BOARD OF SECONDARY EDUCATION, DELHI
CENTRAL TEACHER ELIGIBILITY TEST UNIT
PS 1-2, INSTITUTIONAL AREA, I P EXTENSION, PATPARGANJ, DELHI-110092

CENTRAL TEACHER ELIGIBILITY TEST

Date for Submission of On-line Application: 24-01-2020 to 24-02-2020

Last date for submission of on-line Application: 24-02-2020

Last date for submission of fee: 27-02-2020 (Before 15:30 Hrs.)



CTET-JULY 2020 INFORMATION BULLETIN

Date of Examination
5th July, 2020
(Sunday)

CONDUCTED BY
CENTRAL BOARD OF SECONDARY EDUCATION, DELHI
CENTRAL TEACHER ELIGIBILITY TEST UNIT
PS 1-2, INSTITUTIONAL AREA, I P EXTENSION, PATPARGANJ, DELHI-110092

IMPORTANT NOTES:

Candidates can apply for CTET - July, 2020 'ON-LINE' through CTET website www.ctet.nic.in w.e.f. 24-01-2020 to 24-02-2020

1. The candidate applying for CTET is required:-

- i) To go through the Information Bulletin carefully with the entire requirement therein.
- ii) To satisfy eligibility to appear in the examination.
- iii) To submit On-line application by giving full particulars by accessing the CTET official website www.ctet.nic.in.
- iv) To write complete mailing address with **Postal PIN Code** at the time of applying.
- v) Before submission of application form, decide the mode of payment of fee.
- vi) To keep the Confirmation Page along with the original copy of E-Challan (In case fee is paid through E-Challan) of Syndicate Bank or Canara Bank for future reference.
- vii) **If a candidate submits on-line more than one application, his/her candidature shall be liable to be cancelled and the candidate may also be debarred for future examination(s). No communication will be sent in this regard.**

2. Method of Submission of Online Application Form:

STEP 1: Log on to CTET official website www.ctet.nic.in.

STEP 2: Go to the link "Apply Online" and open the same.

STEP 3: Fill in the Online Application Form and note down Registration No./Application No.

STEP 4: Upload Scanned Images of /atest Photograph and Signature

STEP 5: Pay Examination Fee by e-challan or debit/credit card and net banking

STEP 6: Print Confirmation page for record and future reference.

3. Registration Procedure:

- (a) **Authentication Form:** Fill details like State, Identification type (select any Identity as applicable), Candidate's Name, and Date of Birth and Gender.
- (b) **Fill Online Application Form:** Fill complete online Application Form and choose password. After submission, a Registration Number/Application Number gets generated. Note down the Registration No./Application No. For subsequent login, system generated Registration No./Application No. and chosen Password will be used.
 - Password Policy will be as follows:
 1. Password must be 8 to 13 characters long.
 2. Password must have at least one Upper case, one lower case alphabet and one numeric value and at least one special characters!@#%&*-
 3. Candidate can change the passwords after login, if desired. New Password cannot be identical to any of the previous three passwords.
 - Candidate is advised not to disclose or share the password with anybody. Neither CTET nor NIC will be responsible for violation or misuse of the password of a candidate.
 - Candidate should log out at the end of their session so that the contents of the application cannot be tampered by unauthorized persons.
- (c) **Online Uploading of Scanned Images:**
 - Uploading of scanned Photo and Signature are mandatory.
 - Upload scanned photograph and signature in JPG/JPEG format.
 - Size of scanned photograph should be between 10 to 100 KB

- Image Dimension of photograph should be 3.5 cm (width) x 4.5 cm (height).
- Size of scanned signature should be between 3 to 30 KB.
- Image Dimension of signature should be 3.5 cm (length) x 1.5 cm (height).

The candidates are advised to keep the scanned images of *latest* photograph and signature of the candidates ready in JPG format and as per the size and dimension specified, before applying online.

The scanned image of *latest* photograph is required to upload to avoid the inconvenience at centre, as this photograph will be matched with the actual candidate appearing in the examination.

(d) Pay Examination Fee:

Fee Details for CTET - July, 2020 are as follows:

CATEGORY	Only Paper - I or II	Both Paper - I & II
General/OBC (NCL)	Rs.1000/-	Rs.1200/-
SC/ST/Diff. Abled Person	Rs.500/-	Rs.600/-

GST as applicable will be charged extra by the Bank

Mode of Payment:

- **Remittance through E-Challan** by depositing the prescribed fee in CTET Exam Fee Account with Syndicate Bank or Canara Bank.
 - Payment by Syndicate Bank e-Challan
 - Payment by Canara Bank e-Challan
- **By Online-mode** (Payment by Debit Card / Credit Card / Net Banking).

(e) Downloading of Confirmation Page:

Candidates are required to take printout of Confirmation Page for record and keep it for their reference. The Confirmation Page is not required to be sent to CTET Unit.

4. **The candidate should satisfy his/her eligibility before applying and shall be personally responsible in case he/she is not eligible to apply as per the given eligibility criteria.**
5. **Candidate should enter his/her particulars i.e. Name, Father's Name, Mother's Name and Date of Birth as per Class Xth Certificate. Please note that no request for any change in particular will be accepted under any circumstances after the specified date for online correction is over.**
6. **'ON-LINE' SUBMISSION - www.ctet.nic.in**

Candidates can apply 'ON-LINE' through CTET website www.ctet.nic.in. The candidate should supply all details while filling the Online Form and upload their scanned images of latest photograph & signature. After successful submission of data and requisite fee Candidates are required to take printout of Confirmation Page.

7. Correction/Updation in Details:

The candidate's particulars can not be changes/edited once the examination fee has been submitted. Thereafter corrections in the particulars can be made online w.e.f. 17-03-2020 (Tuesday) to 24-03-2020 (Tuesday) only and no further request for change in particulars will be entertained under any circumstances.

The Board will not be responsible for any consequences arising out of non-acceptance of any correction/addition/deletion in any particular once filled in the Application Form whatsoever the reasons may be.

The candidates shall be permitted to make on-line correction in their following particulars i.e. name, father and mother name, date of birth, category, differently abled category, Paper opted (i.e. Paper I or

Paper II), Subject for Paper II, First choice of Centre, language I and/or II opted, Address of correspondence and the name of the Institution/College/University from where he/she has obtained his/her B.Ed Degree/Diploma in Elementary Education etc.

This facility will be provided only once. Fee once remitted shall not be refunded or adjusted for future test under any circumstances.

No change will be accepted through offline mode i.e. through fax/application or by email etc. No correspondence in this regard will be entertained. Please note that no request for any change in particular will be accepted under any circumstances after the specified date for online correction is over.

8. **The dates for downloading admit card will be available on CTET website for latest updates, please visit CTET official website www.ctet.nic.in**

9. **The address for correspondence:
SMT. POONAM SACHDEVA, DY. SECRETARY
CENTRAL TEACHER ELIGIBILITY TEST UNIT,
CENTRAL BOARD OF SECONDARY EDUCATION,
PS 1-2, INSTITUTIONAL AREA, I P EXTENSION, PATPARGANJ,
DELHI-110 092**

Contact No: 011-22240107, 22240112

Email: ctet.cbse@nic.in

The candidate must retain Confirmation Page and Candidate Copy of E-Challan (if fee paid through Syndicate or Canara E-Challan) for record and future reference.

Qualifying the CTET would not confer a right on any person for Recruitment/ Employment as it is only one of the eligibility criteria for appointment.

For latest updates, please visit CTET official Website : www.ctet.nic.in For any query, mail to Email: ctet.cbse@nic.in mentioning your Registration/ Application No. in the mail

The candidate should mention their own mobile number and E-Mail ID while submitting their on-line application as the CTET alerts/information will be sent to the candidates on their registered mobile number and E-Mail ID.

CONTENTS

Sl. No.	Descriptions	Page No.
1.	BACKGROUND AND RATIONALE	07
2.	SHORT TITLE	07
3.	DEFINITIONS	07
4.	SCHEDULE OF EXAMINATION	08
5.	MODE OF SUBMISSION OF APPLICATION	08
6.	ELIGIBILITY	09
7.	STRUCTURE AND CONTENT OF CTET	10
8.	LANGUAGE OF THE QUESTION PAPER	12
9.	QUALIFYING MARKS AND AWARD OF CTET CERTIFICATE	12
10.	APPLICABILITY	12
11.	VALIDITY PERIOD OF CTET CERTIFICATE	13
12.	EXAMINATION CENTRES	13
13.	ADMIT CARD	13
14.	PROCEDURE FOR CONDUCT OF EXAMINATION AND USE OF OMR ANSWER SHEET	14
15.	EXAMINATION FEE FOR CENTRAL TEACHER ELIGIBILITY TEST	14
16.	VERIFICATION OF ELIGIBILITY	14
17.	FURNISHING OF FALSE, WRONG OR INACCURATE INFORMATION	14
18.	RE-CHECKING/ RE-EVALUATION	14
19.	AMANUENSIS	14
20.	DISPATCH OF CERTIFICATE AND MARK STATEMENT	15
21.	WEEDING OUT RULES	15
22.	COPY OF OMR SHEET/ANSWER KEY	15
23.	LEGAL JURISDICTION	15
24.	APPENDIX I - V	16-38

1. BACKGROUND AND RATIONALE

In accordance with the provisions of sub-section (1) of Section 23 of the RTE Act, the National Council for Teacher Education (NCTE) vide Notification dated 23rd August, 2010 and 29th DECEMBER, 2011 laid down the minimum qualifications for a person to be eligible for appointment as a teacher for class I to VIII. It had been inter alia provided that one of the essential qualifications for a person to be eligible for appointment as a teacher in any of the schools referred to in Clause (n) of section 2 of the RTE Act is that he/she should pass the Teacher Eligibility Test (TET) which will be conducted by the appropriate Government in accordance with the Guidelines framed by the NCTE.

The rationale for including the TET as a minimum qualification for a person to be eligible for appointment as a teacher is as under:

- i. It would bring national standards and benchmark of teacher quality in the recruitment process;
- ii. It would induce teacher education institutions and students from these institutions to further improve their performance standards;
- iii. It would send a positive signal to all stakeholders that the Government lays special emphasis on teacher quality

The Ministry of Human Resource Development, Govt, of India has entrusted the responsibility of conducting the Central Teacher Eligibility Test (CTET) to the Central Board of Secondary Education, Delhi.

2. SHORT TITLE

These rules will be called as “Central Teacher Eligibility Test Rules, 2011” (CTET).

3. DEFINITIONS

- i. **“Government”** means “Government of India”.
- ii. **“Ministry”** means “Ministry of Human Resource Development, New Delhi”.
- iii. **“Board”** means “Central Board of Secondary Education, Delhi”.
- iv. **“School”** for this purpose means any school where CTET is applicable as per RTE ACT 2009.
- v. **“CTET”** means “Central Teacher Eligibility Test”.
- vi. **“Qualifying Examination”** means “Examination on the result of which the candidate becomes eligible to apply for Central Teacher Eligibility Test.
- vii. **“Rules”** mean “The rules specified by the Central Board of Secondary Education for the conduct of CTET under the directive of Ministry of Human Resource Development, Govt, of India, New Delhi”.
- viii. **“Schedule Castes”** means “Scheduled Castes as specified and laid down by the Government of India”.
- ix. **“Scheduled Tribes”** means “Scheduled Tribes as specified and laid down by the Government of India”.
- x. **“Other Backward Classes (OBCs)”** means “Other Backward Classes as specified and laid down by the Government of India or by the respective States/UTs, where CTET is applicable/adopted, as the case may be”.

- xi. **“Differently abled persons”** means “Differently abled persons as specified and laid down by the Government of India or the respective States/UTs, where CTET is applicable/adopted, as the case may be”.
- xii. **“Examining Body”** means “Central Board of Secondary Education Delhi for conducting the Central Teacher Eligibility Test on behalf of the Central Government”.

4. SCHEDULE OF EXAMINATION

THE SCHEDULE OF CTET- JULY, 2020 IS GIVEN BELOW:

(The Paper-I will be held in the morning session and Paper-II in the evening session)

Date of Examination	PAPER	TIMING	DURATION
05-07-2020 (Sunday)	PAPER-I	09.30 AM TO 12.00 NOON	2.30 HOURS
05-07-2020 (Sunday)	PAPER -II	02.00 PM TO 04.30 PM	2.30 HOURS

5. MODE OF SUBMISSION OF APPLICATION

A candidate can apply for the Central Teacher Eligibility Test On-line by logging on CTET official website www.ctet.nic.in only.

Before applying online please ensure to have following documents / files:

- Scanned image of latest photograph in JPG/JPEG format only, for uploading.
- Scanned image of signature in JPG/JPEG format only, for uploading.

Decide the mode of payment of fee:

- ❖ Through Debit/Credit Card/Net Banking using on-line gateway payment facility,
or

- ❖ Fee remitted through e-challan by downloading e-challan form from CTET official website.

- a) If decided to pay fee through Debit/Credit Card, check the validity of the Card and keep it ready with you while logging on to website for submitting application form.
- b) If decided to pay through e-challan, download e-challan after completing Part-II of Registration and deposit the Fee in CTET Exam Fee A/c with Syndicate Bank or Canara Bank.
- c) Once the payment has been confirmed by the Bank/CTET, a confirmation page will be generated.
- d) **In case, the fee payment status is not ‘OK’ the candidates are advised as following:-**
 - If the fee is paid through e-challan by depositing cash in above mentioned bank, the candidate should contact immediately the concerned bank to update his/her fee status on the website.
 - If the fee is paid through credit/debit card and status is not OK, it means the transaction is cancelled and the amount will be refunded to concerned credit/debit card within a week. Such candidates have to pay the fee once again.
 - If the fee is paid through net banking and status is not successful, it means the transaction is not completed. Such candidates have to pay the fee.
- e) **Please note that fee submitted by any other mode like money order, demand draft, IPO etc. will be rejected. Fee once paid will not be refunded under any circumstances.**
- f) **The candidates are NOT required to send hard copy of confirmation page to CTET Unit.** However, the candidates are advised to retain the hard copy of the application i.e. confirmation page, challan if fee is paid by e-challan, for future reference.

6. ELIGIBILITY

The following persons are eligible for appearing in the CTET.

6.1 Minimum Qualifications for becoming Teacher for Classes I-V: Primary Stage

Senior Secondary (or its equivalent) with at least 50% marks and passed or appearing in final year of 2- year Diploma in Elementary Education (by whatever name known)

OR

Senior Secondary (or its equivalent) with at least 45% marks and passed or appearing in final year of 2- year Diploma in Elementary Education (by whatever name known), in accordance with the NCTE (Recognition Norms and Procedure), Regulations, 2002.

OR

Senior Secondary (or its equivalent) with at least 50% marks and passed or appearing in final year of 4- year Bachelor of Elementary Education (B.El.Ed).

OR

Senior Secondary (or its equivalent) with at least 50% marks and passed or appearing in final year of 2- year Diploma in Education (Special Education)*.

OR

“Graduation with at least 50% marks and Bachelor of Education (B.Ed)”

“(a) who has acquired the qualification or Bachelor of Education from any NCTE recognized institution shall be considered for appointment as a teacher in classes I to V provided the person so appointed as a teacher shall mandatorily undergo a six month Bridge Course in Elementary Education recognized by the NCTE, within two year of such appointment as primary teacher”.

6.2 Minimum Qualifications for becoming Teacher for Classes VI-VIII: Elementary Stage

Graduation and passed or appearing in final year of 2-year Diploma in Elementary Education (by whatever name known).

OR

Graduation with at least 50% marks and passed or appearing in 1-year Bachelor in Education (B.Ed).

OR

Graduation with at least 45% marks and passed or appearing in 1-year Bachelor in Education (B.Ed), in accordance with the NCTE (Recognition Norms and Procedure) Regulations issued from time to time in this regard.

OR

Senior Secondary (or its equivalent) with at least 50% marks and passed or appearing in final year of 4- year Bachelor in Elementary Education (B.El.Ed).

OR

Senior Secondary (or its equivalent) with at least 50% marks and passed or appearing in final year of 4- year B.A/B.Sc.Ed or B.A.Ed/B.Sc.Ed.

OR

Graduation with at least 50% marks and passed or appearing in 1-year B.Ed. (Special Education)*.

OR

Any candidate having qualified B.Ed. Programme recognized by the NCTE is eligible to appear in TET/CTET. Moreover, as per the existing TET guidelines circulated vide NCTE letter dated 11-02-2011, a person who is pursuing any of the teacher education courses (recognized by the NCTE or the RCI, as the case may be) specified in the NCTE Notification dated 23rd August 2010 is also qualified to appear in the TET/CTET.

Note :

- i. Relaxation up to 5% in the qualifying marks in the minimum Educational Qualification for eligibility shall be allowed to the candidates belonging to reserved categories, such as SC/ST/OBC/Differently abled.
- ii. Diploma/Degree Course in Teacher Education: For the purposes of this Notification, a Diploma/Degree course in teacher education recognized by the National Council for Teacher Education (NCTE) only shall be considered. However, in case of Diploma in Education (Special Education) and B.ED (Special Education), a course recognized by the Rehabilitation Council of India (RCI) only shall be considered.
- iii. Training to be undergone: A person with D.Ed (Special Education) or qualification shall undergo, after appointment, an NCTE recognized 6-month Special Programme in Elementary Education.
- iv. The minimum qualifications referred above apply to teachers of Languages, Social Studies/Social Science, Mathematics, Science etc. In respect of teachers for Physical Education, the minimum qualification norms for Physical Education teachers referred to in NCTE Regulation, dated 3rd November, 2001 (as amended from time to time) shall be applicable. For teachers of Art Education, Craft Education, Home Science, Work Education, etc. the existing eligibility norms prescribed by the State Governments and other school managements shall be applicable till such time the NCTE lays down the minimum qualifications in respect of such teachers.
- v. **A person who is pursuing any of the teacher education courses (recognized by the NCTE or the RCI, as the case may be) specified in the NCTE Notification dated 29th July, 2011 shall be eligible for appearing in the CTET.**
- vi. **The candidate should satisfy his/her eligibility before applying and shall be personally responsible in case he/she is not eligible to apply as per the given eligibility criteria. It is to be noted that if a candidate has been allowed to appear in the Central Teacher Eligibility Test it does not imply that the candidate's eligibility has been verified. It does not vest any right with the candidate for appointment. The eligibility shall be finally verified, by the concerned recruiting agency / appointing authority.**

7. STRUCTURE AND CONTENT OF CTET

All questions in CTET will be Multiple Choice Questions (MCQs), with four alternatives out of which one answer will be most appropriate. Each carrying one mark and there will be no negative marking.

There will be two papers of CTET.

- (i) **Paper I** will be for a person who intends to be a teacher for classes I to V.
- (ii) **Paper II** will be for a person who intends to be a teacher for classes VI to VIII.

Note: A person who intends to be a teacher for both levels (classes I to V and classes VI to VIII) will have to appear in both the papers (Paper I and Paper II).

**7.1 Paper I (for Classes I to V) Primary Stage; Duration of examination-Two-and-a-half hours
Structure and Content (All Compulsory): (Appendix I)**

(i) Child Development and Pedagogy (compulsory)	30 MCQs	30 Marks
(ii) Language I (compulsory)	30 MCQs	30 Marks
(iii) Language II (compulsory)	30 MCQs	30 Marks
(iv) Mathematics	30 MCQs	30 Marks
(v) Environmental Studies	30 MCQs	30 Marks
Total	150 MCQs	150 Marks

Nature and standard of questions:

- The test items on Child Development and Pedagogy will focus on educational psychology of teaching and learning relevant to the age group of 6-11 years. They will focus on understanding the characteristics and needs of diverse learners, interaction with learners and the attributes and qualities of a good facilitator of learning.
- The Test items in Language I will focus on the proficiencies related to the medium of instruction.
- The Test items in Language II will focus on the elements of language, communication and comprehension abilities.
- Language II will be a language other than Language I. A candidate may choose any one language as Language I and other as Language II from the available language options and will be required to specify the same in the Confirmation Page.
- Opt two languages in which you wish to appear for CTET : List of languages and code are as follows:

Language	Code No.	Language	Code No.	Language	Code No.	Language	Code No.
English	01	Gujarati	06	Marathi	11	Sanskrit	16
Hindi	02	Kannada	07	Mizo	12	Tamil	17
Assamese	03	Khasi	08	Nepali	13	Telugu	18
Bengali	04	Malayalam	09	Oriya	14	Tibetan	19
Garo	05	Manipuri	10	Punjabi	15	Urdu	20

- The Test items in Mathematics and Environmental Studies will focus on the concepts, problem solving abilities and pedagogical understanding and applications of the subjects. In all these subject areas, the test items will be evenly distributed over different divisions of the syllabus of that subject prescribed for classes I-V by the NCERT.
- The questions in the test for Paper I will be based on the topics prescribed in syllabus of the NCERT for classes I - V but their difficulty standard as well as linkages, could be up to the Secondary stage.

**7.2 Paper II (for Classes VI to VIII) Elementary Stage :
Duration of examination - Two-and-a-half hours
Structure and Content (All Compulsory): (Appendix I)**

(i) Child Development & Pedagogy(compulsory)	30 MCQs	30 Marks
(ii) Language I (compulsory)	30 MCQs	30 Marks
(iii) Language II (compulsory)	30 MCQs	30 Marks
(iv) Mathematics and Science (for Mathematics and Science teacher)	60 MCQs	60 Marks
OR		
(v) Social Studies/Social Science (for Social Studies/Social Science teacher)	60 MCQs	60 Marks
*For any other teacher - either (IV) or (V)		
Total	150 MCQs	150 Marks

Nature and standard of questions:

- The test items on Child Development and Pedagogy will focus on educational psychology of teaching and learning, relevant to the age group of 11-14 years. They will focus on understanding the characteristics, needs and psychology of diverse learners, interaction with learners and the attributes and qualities of a good facilitator of learning.
- The Test items in Language I will focus on the proficiencies related to the medium of instruction.
- The Test items in Language II will focus on the elements of language, communication and comprehension abilities.
- Language II will be a language other than Language I. A candidate may choose any one language as Language I and other as Language II from the available language options and will be required to specify the same in the Confirmation Page.
- Opt two languages in which you wish to appear for CTET : List of languages and code are as follows:

Language	Code No.	Language	Code No.	Language	Code No.	Language	Code No.
English	01	Gujarati	06	Marathi	11	Sanskrit	16
Hindi	02	Kannada	07	Mizo	12	Tamil	17
Assamese	03	Khasi	08	Nepali	13	Telugu	18
Bengali	04	Malayalam	09	Oriya	14	Tibetan	19
Gar0	05	Manipuri	10	Punjabi	15	Urdu	20

- The Test items in Mathematics and Science, and Social Studies/Social Science will focus on the concepts, problem solving abilities and pedagogical understanding and applications of the subjects. The test items of Mathematics and Science will be of 30 marks each. The test items will be evenly distributed over different divisions of the syllabus of that subject as prescribed for classes VI-VIII by the NCERT.
- The questions in the test for Paper II will be based on the topics prescribed in syllabus of the NCERT for classes VI - VIII but their difficulty standard as well as linkages, could be up to the Senior Secondary stage.

8. LANGUAGE OF THE QUESTION PAPER;

Main question paper shall be Bilingual (Hindi/English).

9. QUALIFYING MARKS AND AWARD OF CTET CERTIFICATE

As per NCTE Notification No. 76-4/2010/NCTE/Acad dated 11.02.2011: A person who scores 60% or more in the TET exam will be considered as TET pass.

- (a) School managements (Government, local bodies, government aided and unaided) may consider giving concessions to person belonging to SC/ST,OBC, differently abled persons, etc., in accordance with their extant reservation policy.
- (b) Should give weightage to the CTET scores in the recruitment process however, qualifying the CTET would not confer a right on any person for recruitment/employment as it is only one of the eligibility criteria for appointment.

10. APPLICABILITY

- (i) The CTET shall apply to schools of the Central Government (KVS, NVS, Central Tibetan Schools, etc.) and schools under the administrative control of UT's of Chandigarh, Dadra & Nagar Haveli, Daman & Diu and Andaman & Nicobar Islands, Lakshadweep and NCT of Delhi.

- (ii) CTET may also apply to the unaided private schools, who may exercise the option of considering the CTET.
- (iii) Schools owned and managed by the State Government/local bodies and aided schools shall consider the TET conducted by the State Government. However, a State Government can also consider the CTET if it decides not to conduct the State TET.
- (iv) According to CBSE Affiliation Bye-Laws, prescribing the minimum qualifications for teachers to teach various subjects in Classes I to VIII in the schools Affiliated to CBSE stands amended to that extent and it shall be mandatory that the teachers appointed hereinafter i.e. 6th March 2012 to teach classes I to VIII in the Schools affiliated to the CBSE shall qualify/pass the Central Teacher Eligibility Test or Teacher Eligibility Test (TET), conducted by the appropriate Central/ State Government in accordance with the Guidelines framed by the NCTE for this purpose.

11. VALIDITY PERIOD OF CTET CERTIFICATE;

- 11.1 The Validity Period of CTET qualifying certificate for appointment will be seven years from the date of declaration of its result for all categories,
- 11.2 There is no restriction on the number of attempts a person can take for acquiring a CTET Certificate. A person who has qualified CTET may also appear again for improving his/her score.

12. EXAMINATION CENTRES

List of Examination Cities where the CTET will be conducted is given in **Appendix-III**. Candidates are required to give **FOUR DIFFERENT OPTIONS** in order of their preference. While every effort will be made to allot a Centre in one of the places opted by the candidate, the Board reserves its discretion to allot a Centre other than that of Candidate's choice anywhere in India.

Under no circumstances, the Centre once allotted shall be changed by the Board. In case the number of candidates in any of the notified City is very less for running the Examination Centre or any other specific reason, the Board at its discretion may not conduct the Examination in that City and the Candidate who opted that city as 1st Choice may be allotted Examination Centres in other city opted as 2nd or 3rd or 4th choice or any other city.

13. ADMIT CARD

The candidates may download Admit Card from CTET official website and appear for the examination at the given Centre. In case of any discrepancy noticed in admit card regarding particulars of candidate, photograph and signature or any other information vary from confirmation page, he/she may immediately contact CTET Unit for necessary corrections.

In case confirmation page is not generated after depositing the requisite fees, the candidate should approach the Deputy Secretary (CTET), CTET Unit PS-I & II, Institutional Area, I.P. Extension, Patparganj, Delhi-110092, CBSE between 10:00 Hrs. to 17:00 Hrs. from 17-03-2020 (Tuesday) to 24-03-2020 (Tuesday) along with proof of payment of fee i.e. candidate copy of E-Challan, if payment made through E-Challan for considering his/her candidature for CTET - July, 2020 examination.

The candidates shall report at the Examination Centre 90 minutes before the commencement of the examination. Candidate report at the examination centre after 9:30 AM shall not be allowed to sit in Paper-I and candidate report after 2:00 PM shall not be allowed to sit in Paper-II.

The candidates are advised to read the instructions on the admit card carefully and follow them during the conduct of the examination.

14. PROCEDURE FOR CONDUCT OF EXAMINATION AND USE OF OMR ANSWER SHEET

Procedure for conduct of examination and instructions for use of the Test Booklet and OMR Answer Sheet are given in **Appendix-II**.

Candidates are advised to go through the instructions carefully before proceeding for Examination.

15. EXAMINATION FEE FOR CENTRAL TEACHER ELEGIBILITY TEST:

CATEGORY	Only Paper - I or II	Both Paper - I & II
General/OBC (NCL)	Rs.1000/-	Rs.1200/-
SC/ST/Differently Abled Person	Rs.500/-	Rs.600/-

GST as applicable will be charged extra by the Banks

Fee once remitted shall not be refunded or adjusted for future test under any circumstances.

16. VERIFICATION OF ELIGIBILITY

It is to be noted that if a candidate has been allowed to appear in the Central Teacher Eligibility Test it does not imply that the candidate's eligibility has been verified. It does not vest any right with the candidate for appointment. The eligibility shall be finally verified, by the concerned recruiting agency / appointing authority. The candidate should satisfy his/her eligibility before applying and shall be personally responsible in case he/she is not eligible to apply as per the given eligibility criteria.

17. FURNISHING OF FALSE, WRONG OR INACCURATE INFORMATION

Furnishing of false, wrong or inaccurate information may lead to cancellation of the Test result, forfeiture of the certificate and even prosecution in appropriate cases.

18. RE-CHECKING/ RE-EVALUATION

The machine - gradable Answer Sheets are evaluated with extreme care and are repeatedly scrutinized. No request for re-checking, re-assessment, re-evaluation or scrutiny of OMR Answer Sheets will be entertained. No correspondence in this regard will be entertained.

19. AMANUENSIS

In accordance with the Government of India, Ministry of Social Justice and Empowerment Department of Disability guidelines vide OM F. No. 16-110/2003-DD.III dated 26.02.2013 and subsequent CBSE OM No. CBSE/F-61/2013 dated 15.04.2013, the following instructions are applicable regarding differently abled candidates during the conduct of CTET Examination:-

1. The differently abled candidates may be given compensatory time of 50 minutes in each paper of CTET Examination for differently abled candidates who are making use of scribe/amanuensis. All the candidates with disability not availing the facility of scribe may also be allowed compensatory time of 50 minutes.
2. The facility of scribe/amanuensis may be allowed to any person who has disability of 40% or more, if so desired by the person.
3. The candidate may be permitted for opting of his/her own scribe/amanuensis or may be provided by the Centre Superintendent on his/her request. Such candidates are advised to request the centre superintendent for amanuensis one day before the examination in between 10:00 AM to 1:00 PM.

4. There will be no criteria for educational qualification, age etc. for the scribe/ amanuensis.
5. Proper seating arrangement preferably at ground floor, should be made prior to the commencement of Examination to avoid confusion.
6. The time of giving the question paper, should be marked accurately and timely supply of question paper meant for visually impaired candidates, should be ensured.
7. There should also be flexibility in accommodating any change in scribe/reader/lab assistant in case of emergency. The candidates should also be allowed to take more than one scribe/reader for writing different papers especially for language.

As per earlier CTET examinations, there will be separate Question Paper for Visually Impaired candidates.

8. An amount of Rs.500/- (Rs. Five Hundred only) will be paid to the scribe by the Centre Superintendent on the day of examination for each paper.

- 20.** CBSE will provide Central Teacher Eligibility Test (CTET) mark sheets to all candidates and eligibility certificates to successful candidates in Digital Format in their DigiLocker account. The mark sheets and eligibility certificates will be digitally signed and will be legally valid as per the IT Act. The mark sheets and eligibility certificates will also contain an encrypted QR Code to enhance security. The QR code can be scanned and verified using the DigiLocker mobile app. The DigiLocker accounts of the all present candidates will be created and the account credentials will be conveyed to the candidates on their mobile numbers registered with CBSE. The candidates will be able to download their digital marksheet and eligibility certificates using the communicated credentials.

21. WEEDING OUT RULES

The records of Central Teacher Eligibility Test including OMR Answer sheet is preserved upto Two months from the date of declaration of result in accordance with CBSE Examination Weeding out rules. Thereafter it will be disposed of as per weeding out rules.

22. COPY OF OMR SHEET/ANSWER KEY

The OMR sheet and the Answer Key of CTET examination will be displayed on CTET official website for which a public notice will be issued on the Website. The Candidates can download the same in the given stipulated time.

Thereafter the Candidates can also seek a photocopy of their OMR Sheet of CTET along with calculation sheet by paying fee of Rs.500/- per OMR, by way of Demand Draft in favour of Secretary, Central Board of Secondary Education drawn on any Nationalized Bank and payable at Delhi.

23. LEGAL JURISDICTION

All disputes pertaining to the conduct of CTET shall fall within the jurisdiction of Delhi only. The Secretary, CBSE shall be the legal person in whose name the Board may sue or may be sued.

**STRUCTURE AND CONTENT OF SYLLABUS
(Paper I and Paper II)**

Paper I (for classes 1 to V) Primary Stage

I.	Child Development and Pedagogy	30 Questions
	a) Child Development (Primary School Child)	15 Questions
	<ul style="list-style-type: none"> • Concept of development and its relationship with learning • Principles of the development of children • Influence of Heredity & Environment • Socialization processes: Social world & children (Teacher, Parents, Peers) • Piaget, Kohlberg and Vygotsky: constructs and critical perspectives • Concepts of child-centered and progressive education • Critical perspective of the construct of Intelligence • Multi-Dimensional Intelligence • Language & Thought • Gender as a social construct; gender roles, gender-bias and educational practice • Individual differences among learners, understanding differences based on diversity of language, caste, gender, community, religion etc. • Distinction between Assessment for learning and assessment of learning; School-Based Assessment, Continuous & Comprehensive Evaluation: perspective and practice • Formulating appropriate questions for assessing readiness levels of learners; for enhancing learning and critical thinking in the classroom and for assessing learner achievement. 	
	b) Concept of Inclusive education and understanding children with special needs	5 Questions
	<ul style="list-style-type: none"> • Addressing learners from diverse backgrounds including disadvantaged and deprived • Addressing the needs of children with learning difficulties, 'impairment' etc. • Addressing the Talented, Creative, Specially abled Learners 	
	c) Learning and Pedagogy	10 Questions
	<ul style="list-style-type: none"> • How children think and learn; how and why children 'fail' to achieve success in school performance. • Basic processes of teaching and learning; children's strategies of learning; learning as a social activity; social context of learning. • Child as a problem solver and a 'scientific investigator' • Alternative conceptions of learning in children, understanding children's 'errors' as significant steps in the learning process. • Cognition & Emotions • Motivation and learning • Factors contributing to learning - personal & environmental 	

II. Language I**30 Questions****a) Language Comprehension****15 Questions**

Reading unseen passages - two passages one prose or drama and one poem with questions on comprehension, inference, grammar and verbal ability (Prose passage may be literary, scientific, narrative or discursive)

b) Pedagogy of Language Development**15 Questions**

- Learning and acquisition
- Principles of language Teaching
- Role of listening and speaking; function of language and how children use it as a tool
- Critical perspective on the role of grammar in learning a language for communicating ideas verbally and in written form
- Challenges of teaching language in a diverse classroom; language difficulties, errors and disorders
- Language Skills
- Evaluating language comprehension and proficiency: speaking, listening, reading and writing
- Teaching- learning materials: Textbook, multi-media materials, multilingual resource of the classroom
- Remedial Teaching

III. Language - II**30 Questions****a) Comprehension****15 Questions**

Two unseen prose passages (discursive or literary or narrative or scientific) with question on comprehension, grammar and verbal ability

b) Pedagogy of Language Development**15 Questions**

- Learning and acquisition
- Principles of language Teaching
- Role of listening and speaking; function of language and how children use it as a tool
- Critical perspective on the role of grammar in learning a language for communicating ideas verbally and in written form;
- Challenges of teaching language in a diverse classroom; language difficulties, errors and disorders
- Language Skills
- Evaluating language comprehension and proficiency: speaking, listening, reading and writing
- Teaching - learning materials: Textbook, multi-media materials, multilingual resource of the classroom
- Remedial Teaching

IV Mathematics**30 Questions****a) Content****15 Questions**

- Geometry
- Shapes & Spatial Understanding
- Solids around Us
- Numbers
- Addition and Subtraction
- Multiplication
- Division
- Measurement
- Weight
- Time
- Volume
- Data Handling
- Patterns
- Money

b) Pedagogical issues**15 Questions**

- Nature of Mathematics/Logical thinking; understanding children's thinking and reasoning patterns and strategies of making meaning and learning
- Place of Mathematics in Curriculum
- Language of Mathematics
- Community Mathematics
- Evaluation through formal and informal methods
- Problems of Teaching
- Error analysis and related aspects of learning and teaching
- Diagnostic and Remedial Teaching

V. Environmental Studies**30 Questions****a) Content****15 Questions**

- i. Family and Friends:
 - 1.1 Relationships
 - 1.2 Work and Play
 - 1.3 Animals
 - 1.4 Plants
- ii. Food
- iii. Shelter
- iv. Water
- v. Travel
- vi. Things We Make and Do

b) Pedagogical Issues**15 Questions**

- Concept and scope of EVS
- Significance of EVS, integrated EVS
- Environmental Studies & Environmental Education
- Learning Principles
- Scope & relation to Science & Social Science
- Approaches of presenting concepts
- Activities
- Experimentation/Practical Work
- Discussion
- CCE
- Teaching material/Aids
- Problems

Paper II (for classes VI to VIII) Elementary Stage**I. Child Development and Pedagogy****30 Questions****a) Child Development (Elementary School Child)****15 Questions**

- Concept of development and its relationship with learning
- Principles of the development of children
- Influence of Heredity & Environment
- Socialization processes: Social world & children (Teacher, Parents, Peers)
- Piaget, Kohlberg and Vygotsky: constructs and critical perspectives
- Concepts of child-centered and progressive education
- Critical perspective of the construct of Intelligence
- Multi-Dimensional Intelligence
- Language & Thought
- Gender as a social construct; gender roles, gender-bias and educational practice
- Individual differences among learners, understanding differences based on diversity of language, caste, gender, community, religion etc.
- Distinction between Assessment for learning and assessment of learning; School-Based Assessment, Continuous & Comprehensive Evaluation: perspective and practice
- Formulating appropriate questions for assessing readiness levels of learners; for enhancing learning and critical thinking in the classroom and for assessing learner achievement.

b) Concept of Inclusive education and understanding children with special needs**5 Questions**

- Addressing learners from diverse backgrounds including disadvantaged and deprived
- Addressing the needs of children with learning difficulties, 'impairment' etc.
- Addressing the Talented, Creative, Specially abled Learners

c) Learning and Pedagogy**10 Questions**

- How children think and learn; how and why children 'fail' to achieve success in school performance.
- Basic processes of teaching and learning; children's strategies of learning; learning as a social activity; social context of learning.
- Child as a problem solver and a 'scientific investigator'
- Alternative conceptions of learning in children, understanding children's 'errors' as significant steps in the learning process.
- Cognition & Emotions
- Motivation and learning
- Factors contributing to learning - personal & environmental

II. Language I**30 Questions****a) Language Comprehension****15 Questions**

Reading unseen passages - two passages one prose or drama and one poem with questions on comprehension, inference, grammar and verbal ability (Prose passage may be literary, scientific, narrative or discursive)

b) Pedagogy of Language Development**15 Questions**

- Learning and acquisition
- Principles of language Teaching
- Role of listening and speaking; function of language and how children use it as a tool
- Critical perspective on the role of grammar in learning a language for communicating ideas verbally and in written form;
- Challenges of teaching language in a diverse classroom; language difficulties, errors and disorders
- Language Skills
- Evaluating language comprehension and proficiency: speaking, listening, reading and writing
- Teaching- learning materials: Textbook, multi-media materials, multilingual resource of the classroom
- Remedial Teaching

III. Language-II**30 Questions****a) Comprehension****15 Questions**

Two unseen prose passages (discursive or literary or narrative or scientific) with question on comprehension, grammar and verbal ability

b) Pedagogy of Language Development**15 Questions**

- Learning and acquisition
- Principles of language Teaching
- Role of listening and speaking; function of language and how children use it as a tool

- Critical perspective on the role of grammar in learning a language for communicating ideas verbally and in written form;
- Challenges of teaching language in a diverse classroom; language difficulties, errors and disorders
- Language Skills
- Evaluating language comprehension and proficiency: speaking, listening, reading and writing
- Teaching - learning materials: Textbook, multi-media materials, multilingual resource of the classroom
- Remedial Teaching

IV. Mathematics and Science

60 Questions

(i) Mathematics

30 Questions

a) Content

20 Questions

❖ Number System

- Knowing our Numbers
- Playing with Numbers
- Whole Numbers
- Negative Numbers and Integers
- Fractions

❖ Algebra

- Introduction to Algebra
- Ratio and Proportion

❖ Geometry

- Basic geometrical ideas (2-D)
- Understanding Elementary Shapes (2-D and 3-D)
- Symmetry: (reflection)
- Construction (using Straight edge Scale, protractor, compasses)

• Mensuration

• Data handling

b) Pedagogical issues

10 Questions

- Nature of Mathematics/Logical thinking
- Place of Mathematics in Curriculum
- Language of Mathematics
- Community Mathematics
- Evaluation
- Remedial Teaching
- Problem of Teaching

i) Science	30 Questions
a) Content	20 Questions
❖ Food	
• Sources of food	
• Components of food	
• Cleaning food	
❖ Materials	
• Materials of daily use	
❖ The World of the Living	
❖ Moving Things People and Ideas	
❖ How things work	
• Electric current and circuits	
• Magnets	
❖ Natural Phenomena	
❖ Natural Resources	
b) Pedagogical issues	10 Questions
• Nature & Structure of Sciences	
• Natural Science/Aims & objectives	
• Understanding & Appreciating Science	
• Approaches/Integrated Approach	
• Observation/Experiment/Discovery (Method of Science)	
• Innovation	
• Text Material/Aids	
• Evaluation - cognitive/psychomotor/affective	
• Problems	
• Remedial Teaching	

V. Social Studies/Social Sciences	60 Questions
a) Content	40 Questions
❖ History	
• When, Where and How	
• The Earliest Societies	
• The First Farmers and Herders	
• The First Cities	
• Early States	
• New Ideas	

- The First Empire
- Contacts with Distant lands
- Political Developments
- Culture and Science
- New Kings and Kingdoms
- Sultans of Delhi
- Architecture
- Creation of an Empire
- Social Change
- Regional Cultures
- The Establishment of Company Power
- Rural Life and Society
- Colonialism and Tribal Societies
- The Revolt of 1857-58
- Women and reform
- Challenging the Caste System
- The Nationalist Movement
- India After Independence

❖ **Geography**

- Geography as a social study and as a science
- Planet: Earth in the solar system
- Globe
- Environment in its totality: natural and human environment
- Air
- Water
- Human Environment: settlement, transport and communication
- Resources: Types-Natural and Human
- Agriculture

❖ **Social and Political Life**

- Diversity
- Government
- Local Government
- Making a Living
- Democracy
- State Government

- Understanding Media
- Unpacking Gender
- The Constitution
- Parliamentary Government
- The Judiciary
- Social Justice and the Marginalised

b) Pedagogical issues

20 Questions

- Concept & Nature of Social Science/Social Studies
- Class Room Processes, activities and discourse
- Developing Critical thinking
- Enquiry/Empirical Evidence
- Problems of teaching Social Science/Social Studies
- Sources - Primary & Secondary
- Projects Work
- Evaluation

Note: For Detailed syllabus of classes I-VIII, please refer to NCERT syllabus and textbooks

A. PROCEDURE TO BE FOLLOWED DURING CONDUCT OF CTET

1. The examination rooms/hall will be opened 90 minutes before the commencement of test. Candidates should take their seat immediately after opening of the examination hall. If the candidates do not report in time due to any reason i.e. traffic jam, train/bus delay etc, they are likely to miss some of the general instructions to be announced in the Examination Hall.
2. The candidate must show, the Admit Card downloaded from CTET official website for admission in the examination room/hall. A candidate who does not possess the valid Admit Card shall not be permitted for the examination under any circumstances by the Centre Superintendent.
3. A seat indicating roll number will be allocated to each candidate. Candidates should find and occupy their allocated seat only.' Any candidate found to have changed room or the seat on his/her own other than allotted, his/her candidature shall be cancelled and no plea would be accepted for it.
4. **A candidate who comes after the commencement of the examination shall not be permitted to sit in the examination. The candidates shall report at the Examination Centre 90 minutes before the examination.**
5. **Candidates are not allowed to carry the following items inside the centres :-**
 - a) **Any stationery item like textual material (printed or written), bits of papers, Geometry/Pencil Box, Plastic Pouch, Calculator, Scale, Writing Pad, Pen drives, Eraser, Calculator, Log Table, Electronic Pen/scanner, Cardboard etc.**
 - b) **Any communication devices like Mobile phones, Bluetooth, Earphones, Microphone, Pager, Health band etc.**
 - c) **Any Watch/Wrist watch, Camera, wallet, goggles, handbags Golden ornaments etc.**
 - d) **Any other item which could be used for unfair means and for hiding communication devices/gadgets like Camera, Bluetooth device etc.**
6. No candidate, without the special permission of the Centre Superintendent or the Invigilator concerned, will leave his/her seat or Examination Room until the full duration of the paper is over. Candidates should not leave the room/hall without handing over their Answer Sheets to the Invigilator on duty and sign the attendance sheet second time. **Cases where a candidate has not signed the Attendance Sheet second time will be deemed not to have handed over the OMR Sheet and dealt with as an unfair means case.**
7. Smoking, chewing gutka, spiting etc. in the Examination Hall/Room is strictly prohibited.
8. Tea, coffee, cold drinks or snacks are not allowed to be taken into the examination rooms during examination hours.
9. Fifteen minutes before the commencement of the paper, each candidate will be given sealed Test Booklet with an Answer Sheet placed inside it.
10. Immediately on receipt of the Test Booklet the candidates will fill in the required particulars on the cover page of the Test Booklet with their own Ball Point Pens (Black/Blue). The Candidates should bring their own Ball Point Pen (Black/Blue) of good quality as this time PEN will not be supplied by the Board. He /She will not open the Test Booklet until asked to do so by the Invigilator. Do not open/break the seal before the announcement.

IMPORTANT INSTRUCTIONS PRIOR TO EXAMINATION

11. **Five minutes before the commencement of the paper the candidate will be asked to break/open the seal of the Test Booklet.** The candidate should check carefully that the **Test Booklet Code** printed on Side-2 of the OMR Sheet is the same as printed on the Test Booklet. In case of discrepancy, the candidate should immediately report the matter to the Invigilator for replacement of both the Test Booklet and OMR Sheet.
12. **The candidate will write the correct Test Booklet code or number as given in the Test Booklet/ OMR sheet in the Attendance Sheet.**
13. The candidates must bring their own ball point pen (Black/Blue) of good quality as this time PEN will not be supplied by the Board. Use of pencil is strictly prohibited. OMR sheets filled with pencils will be rejected and no correspondence will be entertained in this regard. **Candidates will mark the answers on OMR sheet only after the announcement of the invigilator.**
14. **The test will start exactly at the time mentioned in the Admit Card and an announcement to this effect will be made by the invigilator.**
15. **During the examination invigilator will check Admit Card of all the candidates to verify the identity of the candidate. The invigilator will also put his/her signatures on OMR Sheet.**

UNFAIR MEANS:

16. Candidates shall maintain proper silence and attend their Question Paper only. Any conversation or gesticulation or disturbance in the Examination Room/Hall shall be deemed as misbehaviour. If a candidate is found using unfair means or impersonating, his/her candidature shall be cancelled and he/she will be liable to be debarred for taking examination either permanently or for a specified period according to the nature of offence.
If any candidate is in possession of any item(s) as mentioned in Para 5 above, his/her candidature for current examination will be cancelled and also liable to be debarred for future examination(s).
17. After completing the test and before handing over the OMR Sheet, the candidate should check against that all the particulars required in the OMR Sheet have been filled correctly.
18. The announcement about the beginning of the test, half time and closing of test will be made by the invigilator. The candidate must stop marking their responses immediately after the closing of test announcement has been made by invigilator.
19. After break/open the seal of the Test-booklet the candidate must check that the test-booklet contains the same number of pages as mentioned on the first page of the Test-booklet. In case of any discrepancy in Test-booklet i.e. page missing, tear pages & misprinting, the same should be informed to the invigilator immediately. The candidate shall not remove any page(s) from the Test-Booklet during the test. If any candidate is found to remove any page(s) from the Test Booklet it will be presumed as use of unfair means and shall be liable for criminal action.
20. The candidates must sign twice on the Attendance Sheet at the appropriate place. Firstly, immediately after commencement of the test and for the second time while handing over OMR Sheet to the Invigilator.

B. INSTRUCTIONS FOR USE OF TEST BOOKLET AND OMR SHEET

1. The candidates will find the OMR Sheet placed inside the sealed Test Booklet. The seal will be broken/ opened by the candidates after the announcement by the invigilator and the OMR Sheet shall be taken out from the Test Booklet. Do not open/break the seal before the announcement.
2. Code like A, B, C or D printed on OMR sheet will be same as mentioned on Test Booklet
3. The OMR Sheet used will be of special type which will be scanned on Optical Scanner. The candidates should ensure that the OMR Sheet is not folded. Do not make any stray marks on the OMR Sheet. Do not write your Roll No. Anywhere else except in the specified space in the OMR Sheet

Side 1 The side 1 of OMR Sheet contains the following columns which are to be filled in neatly and accurately by the candidate with their own Ball Point Pen (Black/Blue). **Use of pencil is strictly prohibited.**

- i) Roll Number
- ii) Name of the candidate
- iii) Father's Name
- iv) Centre Number
- v) Name of the Examination Centre
- vi) Subject offered for Paper-II(Only in case of Paper-II)

Side 2 The side 2 of OMR Sheet contains the following columns which are also to be filled by the candidate with their own Ball Point Pen (Black/Blue). **Use of pencil is strictly prohibited.**

- i) Roll Number
- ii) Main Test Booklet Number
- iii) Language Supplement Booklet Number
- iv) Language Supplement Booklet Code
- v) Subject offered for Paper-II(Only in case of Paper-II)
- vi) Language in which you have attempted the questions
- vii) Signature of the candidate

WRITING OF PARTICULARS AND RESPONSES ON SIDE-2 WITH BALL POINT PEN ONLY WILL BE FILLED UP AS FOLLOWS.

If your Roll No. is 02140640, fill in as below : <p style="text-align: center;">Roll No.</p> <table border="1" style="width: 100%; text-align: center;"> <tr><td>0</td><td>2</td><td>1</td><td>4</td><td>0</td><td>6</td><td>4</td><td>0</td></tr> <tr><td>1</td><td>1</td><td>●</td><td>1</td><td>1</td><td>1</td><td>1</td><td>1</td></tr> <tr><td>2</td><td>●</td><td>2</td><td>2</td><td>2</td><td>2</td><td>2</td><td>2</td></tr> <tr><td>3</td><td>3</td><td>3</td><td>3</td><td>3</td><td>3</td><td>3</td><td>3</td></tr> <tr><td>4</td><td>4</td><td>4</td><td>●</td><td>4</td><td>4</td><td>●</td><td>4</td></tr> <tr><td>5</td><td>5</td><td>5</td><td>5</td><td>5</td><td>5</td><td>5</td><td>5</td></tr> <tr><td>6</td><td>6</td><td>6</td><td>6</td><td>●</td><td>6</td><td>6</td><td>6</td></tr> <tr><td>7</td><td>7</td><td>7</td><td>7</td><td>7</td><td>7</td><td>7</td><td>7</td></tr> <tr><td>8</td><td>8</td><td>8</td><td>8</td><td>8</td><td>8</td><td>8</td><td>8</td></tr> <tr><td>9</td><td>9</td><td>9</td><td>9</td><td>9</td><td>9</td><td>9</td><td>9</td></tr> <tr><td>●</td><td>0</td><td>0</td><td>0</td><td>●</td><td>0</td><td>0</td><td>●</td></tr> </table>	0	2	1	4	0	6	4	0	1	1	●	1	1	1	1	1	2	●	2	2	2	2	2	2	3	3	3	3	3	3	3	3	4	4	4	●	4	4	●	4	5	5	5	5	5	5	5	5	6	6	6	6	●	6	6	6	7	7	7	7	7	7	7	7	8	8	8	8	8	8	8	8	9	9	9	9	9	9	9	9	●	0	0	0	●	0	0	●	If your Centre No. is 02394, fill in as below: <p style="text-align: center;">Centre No.</p> <table border="1" style="width: 100%; text-align: center;"> <tr><td>0</td><td>2</td><td>3</td><td>9</td><td>4</td></tr> <tr><td>1</td><td>1</td><td>1</td><td>1</td><td>1</td></tr> <tr><td>2</td><td>●</td><td>2</td><td>2</td><td>2</td></tr> <tr><td>3</td><td>3</td><td>●</td><td>3</td><td>3</td></tr> <tr><td>4</td><td>4</td><td>4</td><td>4</td><td>●</td></tr> <tr><td>5</td><td>5</td><td>5</td><td>5</td><td>5</td></tr> <tr><td>6</td><td>6</td><td>6</td><td>6</td><td>6</td></tr> <tr><td>7</td><td>7</td><td>7</td><td>7</td><td>7</td></tr> <tr><td>8</td><td>8</td><td>8</td><td>8</td><td>8</td></tr> <tr><td>9</td><td>9</td><td>9</td><td>●</td><td>9</td></tr> <tr><td>●</td><td>0</td><td>0</td><td>0</td><td>0</td></tr> </table>	0	2	3	9	4	1	1	1	1	1	2	●	2	2	2	3	3	●	3	3	4	4	4	4	●	5	5	5	5	5	6	6	6	6	6	7	7	7	7	7	8	8	8	8	8	9	9	9	●	9	●	0	0	0	0	If your Test Booklet No. is 020456, fill in as below: <p style="text-align: center;">Test Booklet No.</p> <table border="1" style="width: 100%; text-align: center;"> <tr><td>0</td><td>2</td><td>0</td><td>4</td><td>5</td><td>6</td></tr> <tr><td>1</td><td>1</td><td>1</td><td>1</td><td>1</td><td>1</td></tr> <tr><td>2</td><td>●</td><td>2</td><td>2</td><td>2</td><td>2</td></tr> <tr><td>3</td><td>3</td><td>3</td><td>3</td><td>3</td><td>3</td></tr> <tr><td>4</td><td>4</td><td>4</td><td>●</td><td>4</td><td>4</td></tr> <tr><td>5</td><td>5</td><td>5</td><td>5</td><td>●</td><td>5</td></tr> <tr><td>6</td><td>6</td><td>6</td><td>6</td><td>6</td><td>●</td></tr> <tr><td>7</td><td>7</td><td>7</td><td>7</td><td>7</td><td>7</td></tr> <tr><td>8</td><td>8</td><td>8</td><td>8</td><td>8</td><td>8</td></tr> <tr><td>9</td><td>9</td><td>9</td><td>9</td><td>9</td><td>9</td></tr> <tr><td>●</td><td>0</td><td>●</td><td>0</td><td>0</td><td>0</td></tr> </table>	0	2	0	4	5	6	1	1	1	1	1	1	2	●	2	2	2	2	3	3	3	3	3	3	4	4	4	●	4	4	5	5	5	5	●	5	6	6	6	6	6	●	7	7	7	7	7	7	8	8	8	8	8	8	9	9	9	9	9	9	●	0	●	0	0	0	<p style="text-align: center;">IMPORTANT</p> The candidate should check carefully that the Test Booklet Code Printed on Side-2 of the Answer Sheet is the same as printed on Test Booklet. In case of discrepancy, the candidate should immediately report the matter to the invigilator for replacement of both the Test Booklet and the Answer Sheet.
0	2	1	4	0	6	4	0																																																																																																																																																																																																													
1	1	●	1	1	1	1	1																																																																																																																																																																																																													
2	●	2	2	2	2	2	2																																																																																																																																																																																																													
3	3	3	3	3	3	3	3																																																																																																																																																																																																													
4	4	4	●	4	4	●	4																																																																																																																																																																																																													
5	5	5	5	5	5	5	5																																																																																																																																																																																																													
6	6	6	6	●	6	6	6																																																																																																																																																																																																													
7	7	7	7	7	7	7	7																																																																																																																																																																																																													
8	8	8	8	8	8	8	8																																																																																																																																																																																																													
9	9	9	9	9	9	9	9																																																																																																																																																																																																													
●	0	0	0	●	0	0	●																																																																																																																																																																																																													
0	2	3	9	4																																																																																																																																																																																																																
1	1	1	1	1																																																																																																																																																																																																																
2	●	2	2	2																																																																																																																																																																																																																
3	3	●	3	3																																																																																																																																																																																																																
4	4	4	4	●																																																																																																																																																																																																																
5	5	5	5	5																																																																																																																																																																																																																
6	6	6	6	6																																																																																																																																																																																																																
7	7	7	7	7																																																																																																																																																																																																																
8	8	8	8	8																																																																																																																																																																																																																
9	9	9	●	9																																																																																																																																																																																																																
●	0	0	0	0																																																																																																																																																																																																																
0	2	0	4	5	6																																																																																																																																																																																																															
1	1	1	1	1	1																																																																																																																																																																																																															
2	●	2	2	2	2																																																																																																																																																																																																															
3	3	3	3	3	3																																																																																																																																																																																																															
4	4	4	●	4	4																																																																																																																																																																																																															
5	5	5	5	●	5																																																																																																																																																																																																															
6	6	6	6	6	●																																																																																																																																																																																																															
7	7	7	7	7	7																																																																																																																																																																																																															
8	8	8	8	8	8																																																																																																																																																																																																															
9	9	9	9	9	9																																																																																																																																																																																																															
●	0	●	0	0	0																																																																																																																																																																																																															
If Your Response to Question Number 008 is (1), Please mark as below: <table style="width: 100%; text-align: center;"> <tr> <td style="width: 50%;">Q. No .</td> <td style="width: 50%;">Response</td> </tr> <tr> <td>008</td> <td>● 2 3 4</td> </tr> </table>				Q. No .	Response	008	● 2 3 4																																																																																																																																																																																																													
Q. No .	Response																																																																																																																																																																																																																			
008	● 2 3 4																																																																																																																																																																																																																			

IMPORTANT INSTRUCTIONS FOR MARKING THE RESPONSES

- i) Out of four alternatives for each question, only one circle for the most appropriate answer is to be darkened completely with Ball Point Pen. For example Question No. 008 in the Test Booklet reads as follows: The capital city of Nepal is
 - (1) Kathmandu
 - (2) Dubai
 - (3) Tokya
 - (4) Dibrugarh

The correct response to this question is (1) Kathmandu. The candidate will locate Question No. 008 in the Answer Sheet and darken the ● circle 1 as shown below:
008 ● 2 3 4
 - ii) Use Ball Point Pen to completely darken the appropriate circle, i.e. one circle for each entry. In case of more than one option is darkened the marks will not be awarded.
 - iii) The answer/circle marked/darkened once by the candidate is final and not to be changed. Before filling the particulars or responses, candidate must ensure that the details marked will be as per admit card. Use of pencil is strictly prohibited. If any candidate uses the pencil for darkening the answer sheet, his/her answer sheet will be rejected.
 - iv) A light, faintly and incomplete darkened circle is a wrong method for marking and liable to be rejected by the Optical Scanner. Any other mark ✓ or ✕ etc. may not get captured by the scanner.
 - v) If the candidate does not want to attempt any question he/she should not darken the circle given against the question.
 - vi) Please do not fold the Answer Sheet and do not make any stray marks on it.
- 4. ROUGH WORK**
The candidate will not do any rough work on the OMR Sheet. All rough work is to be done on the space provided in the Test Booklet.
- 5. CHANGING AN ANSWER IS NOT ALLOWED**
The candidate must fully satisfy themselves about the accuracy of the answer before darkening the appropriate circle as no change in answer once marked is allowed. Use of eraser or white/correction fluid on the OMR Sheet is not permissible as the OMR Sheets are machine gradable and it may lead to wrong evaluation for which all responsibility lies on the candidate.
6. Prior to handing over the Answer Sheet soon after the examination is over, the candidate must sign the attendance sheet as a proof thereof. **The candidate is permitted to carry the Test Booklet only after the completion of test.**
 7. **In case of any discrepancy regarding non availability of OMR Sheet of any Candidate at the time of evaluation, it will be presumed that the candidate has taken away the answer sheet with the test booklet and in such case the result of the candidate will be liable to be cancelled.**

LIST OF STATE/UT & CITY WHERE CENTRAL TEACHER ELIGIBILITY TEST JULY-2020 WILL BE CONDUCTED

NAME OF STATE/UT	City Code	NAME OF CITY	NAME OF STATE/UT	City Code	NAME OF CITY
ANDMAN & NICOBAR	101	PORT BLAIR		157	NAGPUR
ANDHRA PRADESH	102	VIJAYAWADA		158	NASHIK
	103	VISAKHAPATN AM		159	PUNE
ARUNACHAL PRADESH	104	ITANAGAR	MANIPUR	160	IMPHAL
ASSAM	105	DIBRUGARH	MEGHALAYA	161	SHILLONG
	106	GUWAHATI	MIZORAM	162	AIZAWL
	107	JORHAT	NAGALAND	163	KOHIMA
	108	SILCHAR	ODISHA	164	BHUBANESWAR
	109	TEZPUR		165	SAMBALPUR
BIHAR	110	BHAGALPUR	PUDUCHERRY	166	PUDUCHERRY
	111	BHOJPUR (ARA)	PUNJAB	167	AMRITSAR
	112	DARBHANGA		168	BHATINDA
	113	GAYA		169	FEROZEPUR
	114	MADHUBANI		170	JALANDHAR
	115	MUZAFFARPUR	RAJASTHAN	171	AJMER
	116	NALANDA		172	ALWAR
	117	PATNA		173	BIKANER
	118	SAMASTIPUR		174	JAIPUR
	119	VAISHALI (HAJIPUR)		175	JODHPUR
CHANDIGARH	120	CHANDIGARH		176	KOTA
CHHATTISGARH	121	RAIPUR		177	UDAIPUR
DADRA & NAGAR HAVELI	122	DADRA & NAGAR HAVELI	SIKKIM	178	GANGTOK
DAMAN & DIU	123	DAMAN	TAMILNADU	179	CHENNAI
DELHI	124	DELHI CENTRAL		180	COIMBATORE
	125	DELHI EAST		181	MADURAI
	126	DELHI NORTH		182	TIRUCHIRAPALLI
	127	DELHI SOUTH	TELANGANA	183	HYDERABAD
	128	DELHI WEST	TRIPURA	184	AGARTALA
GOA	129	PANAJI	UTTARAKHAND	185	DEHRADUN
GUJARAT	130	AHMEDABAD		186	HALDWANI
	131	SURAT		187	ROORKEE
	133	VADODARA		188	SRINAGAR GARHWAL
HARYANA	133	AMBALA	UTTAR PRADESH	189	AGRA
	134	FARIDABAD		190	ALIGARH
	135	GURUGRAM		191	AYODHYA (FAIZABAD)
	136	KARNAL		192	BAREILLY
	137	KURUKSHETRA		193	ETAWAH
HIMACHAL PRADESH	138	HAMIRPUR		194	GHAZIABAD
	139	KANGRA		195	GHAZIPUR
	140	SHIMLA		196	GORAKHPUR
JAMMU & KASHMIR	141	JAMMU		197	JAUNPUR
	142	SRINAGAR		198	JHANSI
JHARKHAND	143	BOKARO		199	KANPUR
	144	DHANBAD		200	LUCKNOW
	145	RANCHI		201	MATHURA
KARNATAKA	146	BENGALURU		202	MAU
	147	MANGALORE		203	MEERUT
KERALA	148	ERNAKULAM		204	MORADABAD
	149	KOZHIKODE		205	NOIDA
	150	THIRUVANANTHAPURAM		206	PRAYAGRAJ (ALLAHABAD)
LAKSHADWEEP	151	KAVARATI		207	RAEBARELI
MADHYA PRADESH	152	BHOPAL		208	SAHARANPUR
	153	INDORE		209	SULTANPUR
	154	JABALPUR		210	VARANASI
MAHARASHTRA	155	AURANGABAD	WEST BENGAL	211	DURGAPUR
	156	MUMBAI		212	KOLKATA

IMPORTANT NOTES:

Candidates can apply for CTET - JULY, 2020 'ON-LINE' through CTET website www.ctet.nic.in w.e.f. 24-01-2020 to 24-02-2020

10. The candidate applying for CTET is required:-

- viii) To go through the Information Bulletin carefully with the entire requirement therein.
- ix) To satisfy eligibility to appear in the examination.
- x) To submit On-line application by giving full particulars by accessing the CTET official website www.ctet.nic.in.
- xi) To write complete mailing address with **Postal PIN Code** at the time of applying.
- xii) Before submission of application form, decide the mode of payment of fee.
- xiii) To keep the Confirmation Page along with the original copy of E-Challan (In case fee is paid through E-Challan) of Syndicate Bank or Canara Bank for future reference.
- xiv) **If a candidate submits more than one on-line application, his/her candidature shall be liable to be cancelled and the candidate may also be debarred for future examination(s). No communication will be sent in this regard.**

11. Method of Submission of Online Application Form:

STEP 1: Log on to CTET official website www.ctet.nic.in. STEP 2: Go to the link "Apply Online" and open the same.

STEP 3: Fill in the Online Application Form and note down Registration Number/ Application Number.

- (f) **Authentication Form:** Fill details like State, Identification type (select any Identity as applicable), Candidate's Name, Date of Birth, Gender and Security Pin.
- (g) **Fill Online Application Form:** Fill complete online Application Form and choose password. After submission, a Registration Number/Application Number gets generated. Note down the Registration No. / Application No. For subsequent login, system generated Registration No. / Application No. and chosen Password will be used.
 - ❖ Candidate is advised not to disclose or share the password with anybody. Neither CTET nor NIC will be responsible for violation or misuse of the password of a candidate.
 - ❖ Candidate should log out at the end of their session so that the contents of the application cannot be tampered by unauthorized persons.

STEP 4: Upload Scanned Images of *latest* Photograph and Signature

- Uploading of scanned Photo and Signature are mandatory.
- Upload scanned photograph and signature in JPG/JPEG format.
- Size of scanned photograph should be between 10 to 100 KB
- Image Dimension of photograph should be 3.5 cm (width) x 4.5 cm (height).
- Size of scanned signature should be between 3 to 30 KB.
- Image Dimension of signature should be 3.5 cm (length) x 1.5 cm (height).

The candidates are advised to keep the scanned images of *latest* photograph and signature of the candidates ready in JPG/JPEG format and as per the size and dimension specified, before applying online.

The scanned image of *latest* photograph is required to upload to avoid the inconvenience at centre, as this photograph will be matched with the actual candidate appearing in the examination.

STEP 5: Pay examination Fee by e-challan or debit/credit card.

Fee Details for CTET - July, 2020 are as follows:

CATEGORY	Only Paper - I or II	Both Paper - I & II
General/OBC (NCL)	Rs.1000/-	Rs.1200/-
SC/ST/Differently Abled Person	Rs.500/-	Rs.600/-

GST as applicable will be charged extra by the Bank

Mode of Payment:

- **Remittance through E-Challan** by depositing the prescribed fee in CTET Exam Fee Account with Syndicate Bank or Canara Bank:
- **Payment by Syndicate Bank e-Challan:**
The candidate has to select Syndicate e-Challan mode to deposit the fee. As soon as the mode is selected, e-Challan will be generated containing specific details of the candidate along with amount (in INR) to be paid. The candidate has to take a printout of the same and take it to the any branch of Syndicate Bank for making payment. After payment, candidates are required to visit again the website and take the print of the "Confirmation Page".
- **Payment by Canara Bank e-Challan**
The candidate has to select Canara e-Challan mode to deposit the fee. As soon as the mode is selected, e-Challan will be generated containing specific details of the candidate along with amount (in INR) to be paid. The candidate has to take a printout of the same and take it to the any branch of Canara Bank for making payment. After payment, candidates are required to visit again the website and take the print of the "Confirmation Page".
- **By Online-mode** (Payment by Debit Card / Credit Card).
The candidate has to select the desired option to pay and follow the instructions to complete the payment process. After successful payment, candidate will be able to print the "Confirmation Page".
- **By Net Banking** : The candidate has to select the desired option to pay and follow the instructions to complete the payment process. After successful payment candidate will be able to print the confirmation page.

In case, the fee payment status is not 'OK' the candidates are advised as following:-

- If the fee is paid through e-challan by depositing cash in above mentioned bank, the candidate should contact immediately the concerned bank to update his/her fee status on the website.
- If the fee is paid through credit/debit card and status is not OK, it means the transaction is cancelled and the amount will be refunded to concerned credit/debit card within a week. Such candidates have to pay the fee once again.
- If the fee is paid through net banking and status is not successful, it means the transaction is not completed. Such candidates have to pay the fee.
- **Please note that fee submitted by any other mode like money order, demand draft, IPO etc. will be rejected. Fee once paid will not be refunded under any circumstances.**

STEP 6: Print Confirmation page for record and future reference. Candidates are required to take printout of Confirmation Page for record and keep it for their reference. The Confirmation Page is not required to be sent to CTET Unit.

12. The candidate should satisfy his/her eligibility before applying and shall be personally responsible in case he/she is not eligible to apply as per the given eligibility criteria.
13. Candidate should enter his/her particulars i.e. Name, Father's Name, Mother's Name and Date of Birth as per Class Xth Certificate. Please note that no request for any change in particular will be accepted under any circumstances after the specified date for online correction is over.

INSTRUCTIONS FOR APPLYING ON-LINE APPLICATION FORM





SCREEN - 1



CENTRAL TEACHER ELIGIBILITY TEST (CTET-JULY, 2020)
(DEMO)
CENTRAL BOARD OF SECONDARY EDUCATION



Home

Instructions and Procedure for online submission of Application Form

[Download Information Bulletin](#)

- Please read the Information Bulletin of CTET 2019 carefully before you start filling the Online Application Form.
- Candidates can apply for CTET 2020 'ON-LINE' through website www.ctet.nic.in
For 'ON-LINE' SUBMISSION - www.ctet.nic.in
Candidates can apply 'ON-LINE' at Board's website www.ctet.nic.in. The candidate should supply all details while filling the Online Form. Candidates are required to take a print out of the computer generated Confirmation Page with Registration Number after successful submission of data.
- Candidates are not required to send hard copy of confirmation page to CTET unit. However, the candidates are advised to retain the hard copy of the application i.e. confirmation page, challan if fees is paid by challan, for future reference.
- Examination Fees**

Category	Only Paper - I & II	Both Paper - I & II
General / OBC (NCL) Category	Rs. 1000/- (One Thousand)	Rs. 1200/- (One Thousand Two Hundred)
SC / ST / Differently Abled Category	Rs. 500/- (Five Hundred)	Rs. 600/- (Six Hundred)

GST (as applicable) will be charged extra by the Bank

The fee can be remitted in the following ways:

- Remittance through E-Challan by depositing the prescribed fee in CTET Exam Fee Account with Syndicate Bank or Canara Bank.
- By Debit/Credit Card.

- Application Procedure: 4 Simple Steps to be followed to apply online**

Step 1: Fill in the Online Application Form and note down system generated Registration No./Application No. The candidate should supply all details while filling the Online Form. After successful submission of the data, Registration No. will be generated and it will be used to complete the remaining Steps of the Application Form and also required for all future correspondence.

Step 2: Upload Scanned Images of latest Photograph and Signature
Note :
 The scanned images of latest photographs and signature should be in jpg format.
 Size of the photo image must be greater than 10 kb and less than 100 kb.
 Size of the signature image must be greater than 3 kb and less than 30 kb.
 Image Dimension of photograph should be 3.5 cm(width) * 4.5 cm(Height) only
 Image Dimension of signature should be 3.5 cm(length) * 1.5 cm(Height) only
 * NOTE : The candidate particulars can be edited till the payment of fees has not been made. Once the payment of fees has been made, candidate particulars cannot be edited at this stage. Thereafter corrections can be made only during the period in which online correction will be allowed as per the given schedule of CTET 2019.

Step 3: No change will be accepted through offline mode i.e. through fax/application or by email etc. No correspondence in this regard will be entertained. Pay Examination Fee by challan or debit card/credit card.
For Payment by Syndicate Bank/ CANARA Bank challan: The candidate shall first select "Bank e-Challan" and then select the bank. Then an e-Challan will be generated containing details of the candidate along with amount to be paid as per their category and paper(s) opted. The candidate has to take a printout of the same and take it to the nearest Core Banking Service (CBS) facility enabled Branch of the respective Bank for making payment. Once the payment has been confirmed by the Bank/CBSE, a confirmation page will be generated.
OR
Candidate can also pay fee by Debit/Credit Card.

Step 4: Print Confirmation Page for your record and future reference.
- All Steps are mandatory. On-line application submission will be considered as complete only after receipt of "Confirmation Page" by candidate.

I have downloaded Information Bulletin, read and understood all the instructions.

[Click here to Proceed](#)

SCREEN - 2



CENTRAL TEACHER ELIGIBILITY TEST (CTET-JULY, 2020)
(DEMO)
CENTRAL BOARD OF SECONDARY EDUCATION



Home

Registration Form

Personal Details

Candidate's Name :	<input type="text"/>	Father's Name :	<input type="text"/>
Mother's Name :	<input type="text"/>	Date of Birth :	--Day-- <input type="text"/> --Month-- <input type="text"/> --Year-- <input type="text"/>
Identity Type :	--Select-- <input type="text"/>	Gender :	--Select-- <input type="text"/>
Identification Number :	<input type="text"/>		

Contact Details

Address :	<input type="text"/>	Locality(Optional) :	<input type="text"/>
City/Town/Village :	<input type="text"/>	State :	--Select-- <input type="text"/>
District :	--Select-- <input type="text"/>	Pin Code :	<input type="text"/>
Email Address :	<input type="text"/>	Mobile Number (+91) :	<input type="text"/>
Land Line No. with STD code or any other Contact No. (Optional) :	<input type="text"/>		

Choose Password

Password :	<input type="text"/>	Confirm Password :	<input type="text"/>
Security Question :	--Select-- <input type="text"/>	Security Answer :	<input type="text"/>

Security Pin

Enter security pin (case sensitive) :

Security Pin : *SSC147*

SUBMIT

Application Form should be filled-in as follows:**Screen 1:**

- State:** Candidate should select 'State' from the dropdown List as per his/her Address.
- Identification Type and Identification Number:** Candidate should select identification type from the dropdown list, to ascertain his/her identity and write the identification type number.
- Candidate's Name:** Candidate should write his/her Name as recorded in the Class X Secondary Board Certificate.
- Date of Birth:** Mention Date of Birth as recorded in the Class X Secondary Board Certificate.
- Gender:** Select Gender: Male, Female or Other.
- Enter **Security pin**

Screen 2:**1. Candidate's Particulars:-**

- Candidate's Name, Gender and Date of Birth will be auto-filled from the previous screen (Screen-1). Candidate may modify information filled in these fields, if required.
- Candidate's Mother Name:** Candidate should write his/her Mother's name as recorded in the Class X Secondary Board Certificate, in CAPITAL letters.
- Candidate's Father Name:** Candidate should write his/her Father's name, as recorded in the Class X Secondary Board Certificate, in CAPITAL letters.

2. Choice of Examination Centres:-

Candidate may select four different options for Examination Centres cities in order of preference from where he/she wishes to appear for the test. The choice (1st, 2nd, 3rd and 4th choice) of Examination centre city shall not be same. (Refer to List of Examination Cities on the website/Information Bulletin)

Note: In case the number of candidates in any of the notified centre city is very less for running the Examination centre or any other specific reason, the Board as its discretion may not conduct the Examination in City and the Candidate who opted that city as 1st Choice may be allotted Examination Centres in other city opted as 2nd or 3rd or 4th choice or any other city.

3. Languages Offered for CTET:

- Select two languages in which you wish to appear for CTET.

List of languages offered along with their codes are as follows:

Language	Code No.	Language	Code No.
English	01	Marathi	11
Hindi	02	Mizo	12
Assamese	03	Nepali	13
Bengali	04	Oriya	14
Garo	05	Punjabi	15
Gujarati	06	Sanskrit	16
Kannada	07	Tamil	17
Khasi	08	Telugu	18
Malayalam	09	Tibetan	19
Manipuri	10	Urdu	20

Language I : Shall focus on the proficiencies related to the medium of instructions. Candidate is required to select any one from the Languages list.

Language II : Shall focus on the elements of language, communication and comprehensive abilities. Candidate is required to select any one from the Languages list.

Note:

- i. **Language II should be different from Language I.**
- ii. **The candidates must attempt questions in languages opted by him as mentioned in the Admit Card. In case the questions are attempted in any other languages, the candidature of such candidates shall be cancelled.**

b) Question Paper Medium:

Select Question Paper medium for subjects other than languages, from drop down menu box. Candidate can select either English or Hindi.

Note: No request for change of medium will be entertained under any circumstances.

4. Differently Abled: Person with disability:

If 'Yes' is selected, please select any of the following from differently-abled drop down menu box:

1. Locomotor Impaired (Ortho)
2. Hearing & Speech Impaired (Deaf & Dumb)
3. Visually Impaired (Blind)

5. Personal Details:

a) Category:

Select any of the following from category dropdown box: General, SC, ST and OBC

b) Status of Qualifying Exam :

Select the status from drop down menu box. If qualified, select 'Passed' else select 'Appearing in Final Exam'.

c) Employment Status :

Mention employment status by selecting any of the options available in drop- down menu box.

d) Applying for :

Select Paper I if you intent to apply for becoming teacher for classes I to V

Select Paper II if you intent to apply for becoming teacher for classes VI to VIII

Select Both (Paper I & Paper II) if you intent to apply for becoming teacher for the both i.e. classes I to V and VI to VIII

6. Minimum Educational Qualifications for teaching Classes I to V and VI to VIII

Candidate must possess Minimum Educational Qualifications for becoming a teacher for Class I to V and VI to VIII.

a) Minimum Educational Qualifications for becoming teacher for Classes I-V

Select appropriate Code from drop down menu box if you intent to apply for becoming teacher for classes I to V

b) Minimum Educational Qualifications for becoming teacher for Classes VI-VIII

Select appropriate Code from drop down menu box if you intent to apply for becoming teacher for classes VI to VIII

Note: The candidate not having any of the above qualifications shall not be eligible for appearing in Central Teacher Eligibility Test. The candidate should satisfy his/her eligibility before applying and shall be personally responsible in case he/she is not eligible to apply as per the given eligibility criteria.

c) Subject offered for Paper-II i.e. if applying for paper II (classes VI to VIII)

Candidates who intent to apply for becoming teacher for classes VI to VIII should mention the choice of subject. The options of subject are:

- 1) Mathematics & Science
- 2) Social Science.

Note: The candidates who apply for Paper-II only or Both Papers and do not mention the subject offered for Paper – II shall not be eligible and the application will be rejected & fee will be forfeited without any further communication.

d) Mention Previous CTET Roll Number

In case you have appeared in the last three CTET examination conducted i.e. CTET-DEC. 2019, CTET-JULY, 2019 and/or CTET-DEC. 2018, kindly mention Roll Number of your last CTET Examination.

7. Educational Degree/Diploma Colleges details:

A drop down facility has been provided to the candidates to choose the college from where they have obtained their B.Ed Degree/Diploma in Education/ Elementary Education etc. **In case the name of their college is not given in the dropdown list, they may choose the option OTHER and fill in the required particulars.** The candidate may mention the percentage of marks obtained by him/her in the Degree/Diploma in Education/Elementary Education etc. The decimal part may be ignored e.g. 55 for 55.32% or 65 for 65.69%. The Candidates who are appearing in their final exam may mention the percentage of marks scored by them in their previous years/semesters.

8. Mailing Address/Mobile No./Email-ID :

a) Candidate may write complete mailing address in **CAPITAL** letters including **PIN CODE** as the same is required for further communication. The Board will **NOT** be responsible for **non-receipt** of communication/information etc. in case the postal address is **not complete or wrong**.

b) Mobile No.

The candidate has to write his/her currently working mobile number as the updates/alerts related to CTET shall be sent to candidate's mobile number. It is responsibility of candidates to put his/her mobile number operational to receive information/notice related to CTET Examination.

c) STD Code with Telephone No. (Optional) :

Mention telephone number with STD code.

d) E-mail ID :

The candidate has to write his/her own valid E-mail ID as the updates/alerts related to CTET shall be sent to candidate's E-mail ID.

9. Password Generation: Password Policy will be as follows:

1. Password must be 8 to 13 characters long.
2. Password must have at least one Upper case, one lower case alphabet and one numeric value and at least one special characters!@#%&*-

3. Candidate can change the passwords after login, if desired. New Password cannot be identical to any of the previous three passwords.

10. Security Pin:

Enter security pin as shown on the screen.

- After filling all the required information on the Application Form, click “**Next**” or “**Reset**” button.
- “**Next**” button proceed for “**Review Page**” and “**Reset**” button resets all the fields of Application Form filled by the candidate and candidate shall fill-in all the information again on the blank application form.
- Candidate shall check all the information filled-in by him/her in the **Review page**. After checking the particulars in the **Review page**, click on “**Final Submit**”, if all the particulars are correct, Else click “**Back**” button and correct the particulars and then click on “**Final Submit**” button on review page.

Note down the Registration No. / Application No.

- In case candidate loose his/her Registration No./Application No./Roll No., Board will not be responsible for any consequence. The Board will not entertain any request in this regard.
- Proceed for Images uploading, Fee payment and Print confirmation page for record.

IMPORTANT INFORMATION AT A GLANCE FOR CTET - JULY, 2020

Submission of online application through CTET website www.ctet.nic.in	24-01-2020 (Friday)
Last Date for submission of online application form	24-02-2020 (Monday) upto 23.59 hrs
Last Date for submission of fee through E-Challan or Debit/Credit Card	27-02-2020 (Thursday) before 15.30 hrs
Final verification of payment of fee by the candidates.	28-02-2020 (Friday)
Online corrections if any, in the particulars uploaded by the candidate	17-03-2020 (Tuesday) to 24-03-2020 (Tuesday) (No corrections shall be allowed under any circumstances after this date)
In case confirmation page is not generated after depositing the requisite fees, the candidate should approach the Deputy Secretary (CTET), CBSE between 10:00 hrs to 17:00 hrs. from 17-03-2020 (Tuesday) to 24-03-2020 (Tuesday) along with proof of payment of fee i.e. candidate copy of E-Challan, if payment made through E-Challan	
Download Admit Card	Third week of June 2020 (Tentative)
Date of Examination	05-07-2020 (Sunday)
Declaration of Result	Within 06 (Six) weeks from the date of conduct of the Examination.

TIME SCHEDULE

	Paper I	Paper II
Date of Examination	05-07-2020	05-07-2020
Entry in the Examination Centre	8:00 AM	12:30 PM
Checking of Admit Cards	09: 00 AM to 09:15 AM	01:30 PM to 01:45PM
Distribution of Test Booklet	09:15 AM	01:45 PM
Seal of the Test Booklet To be Broken/ Opened to take out the Answer Sheet	09:25 AM	01:55 PM
Last Entry in the Examination Centre	09:30 AM	02:00 PM
Test Commences	09:30 AM	02:00 PM
Test Concludes	12:00 Noon	04:30 PM

***Candidates will not be permitted to enter the Examination Centre after the commencement of the examination as per time schedule given above/Admit Card.**

Qualifying the CTET would not confer a right on any person for Recruitment/Employment as it is only one of the eligibility criteria for appointment.

The candidate should mention their own mobile number and E-Mail ID while submitting their on-line application as the CTET alerts will be sent to the candidates on their registered mobile number and E-Mail ID only.

NOTE

A series of horizontal dotted lines for writing notes.

NOTE

A series of horizontal dotted lines for writing notes, filling most of the page.



CENTRAL BOARD OF SECONDARY EDUCATION

P. S. 1-2, Institutional Area, I. P. Extension, Patparganj, Delhi-110092

Tel. : 011-22240107, 22240112

E-mail : ctetjuly2020@gmail.com, Website : www.cbse.nic.in